

## 2020 Data Report (Final)

### Contents

<b>Background Information</b>	<b>2</b>
Population . . . . .	2
Population by Race & Ethnicity by Year for the City of Geneva . . . . .	3
Median Age . . . . .	4
Median Household Income . . . . .	5
Population Below Poverty Level by Race & Ethnicity . . . . .	6
Family Poverty Rates By Community . . . . .	6
Poverty Rates of Individuals By Community . . . . .	7
Poverty Rates of Children (People Under 18) by Community . . . . .	7
<b>Goal 1: Children are born healthy</b>	<b>8</b>
Percentage of Mothers Receiving Early Prenatal Care <b>Not Updated</b> . . . . .	8
Low Birth Weight . . . . .	9
Infant Mortality Rates . . . . .	10
<b>Goal 2: Children have timely and appropriate preventative and primary health care</b>	<b>11</b>
Weight Classification of Children in the Geneva City School District . . . . .	11
Asthma, Hearing, and Vision . . . . .	12
<b>Goal 3: Families and caregivers have sufficient economic resources to meet their children's basic needs</b>	<b>13</b>
Median Household Income . . . . .	13
Temporary Assistance for Needy Families (TANF) . . . . .	14
SNAP (Food Stamps) . . . . .	14
Families Below Poverty Level . . . . .	15
Education and Poverty Level, City of Geneva . . . . .	15
Health Insurance Coverage . . . . .	16
Homeless Children in Geneva by Accommodation Type (through May) . . . . .	17
<b>Goal 4: Children have safe, stable, and nurturing environments in their homes, community, and schools</b>	<b>19</b>
Household Structure / Parental Employment . . . . .	19
Household Structure for Families with all Children under 6 . . . . .	20
Reports of Abuse . . . . .	20
Criminal Arrests of Minors . . . . .	22
Domestic Violence Incidents . . . . .	23

<b>Goal 5: Families and caregivers possess and practice child-rearing skills that promote optimal child development</b>	<b>24</b>
Teen Pregnancies . . . . .	24
School Experience Prior to Kindergarten . . . . .	25
Educational Attainment of New Parents in Geneva . . . . .	26
<b>Goal 6: Children with special needs receive timely and appropriate services</b>	<b>27</b>
Early Intervention for Preschoolers . . . . .	27
Special Education Services for Elementary School Students (Thru April) . . . . .	27
Committee for Preschool Special Education Referrals . . . . .	28
<b>Goal 7: Children have the opportunity to attend quality early childhood and care programs</b>	<b>29</b>
Licensed Child Care Capacity by Year . . . . .	29
Child Care Capacities and Waiting Lists by Location . . . . .	29
<b>Goal 8: Children attend quality schools and succeed</b>	<b>30</b>
Students by Race and Ethnicity: Shift in a Generation . . . . .	30
Changing Student Demographics in Two Generations . . . . .	31
Geneva High School Graduation Rates . . . . .	32
English Language Learners in the Geneva School District . . . . .	34
Economically Disadvantaged Students in the Geneva School District . . . . .	34
New York State Assessment, Grades 4 and 8 in the GCSD . . . . .	35
Households without Computers or Internet Access . . . . .	36
<b>Goal 9: The community and schools respect and foster diversity</b>	<b>37</b>
The Community Has Activities and Events for Families—Availability of Services for Parents . . . . .	37
The Community Has Activities and Events that are Oriented Toward Families and Celebrate Cultural Diversity . . . . .	38
<b>Goal 10: Families exercise their voices and their votes in strengthening the Geneva community</b>	<b>39</b>
May School Budget Voter Turnout in the Geneva City School District . . . . .	39
May School Budget Voter Comparison of GCSD to NYS and FLX . . . . .	40
<b>Expanded Data Links</b>	<b>42</b>
<b>Many Thanks</b>	<b>44</b>

## Background Information

For a general demographic overview of the City of Geneva, see the [2019 American Community Survey 5-Year Estimates](https://data.census.gov/cedsci/profile?g=0600000US3606928640): <https://data.census.gov/cedsci/profile?g=0600000US3606928640>. For a bit more detail see [Census.gov QuickFacts: New York; Ontario County, New York; Geneva city, New York; United States](https://www.census.gov/quickfacts/fact/table/NY,ontariocountynewyork,genevacitynewyork,US/COM100219)}: <https://www.census.gov/quickfacts/fact/table/NY,ontariocountynewyork,genevacitynewyork,US/COM100219>

## Population

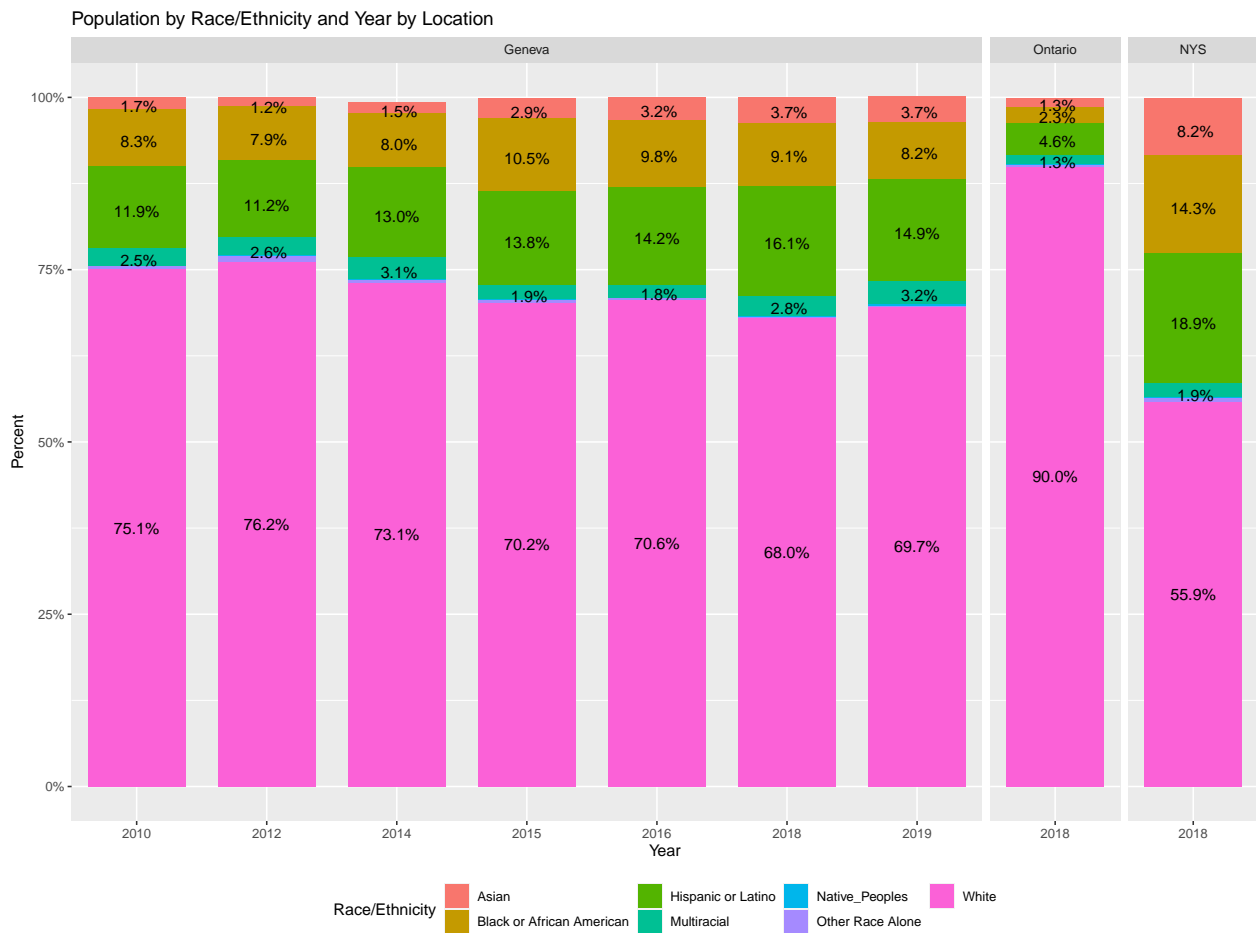
Table 1: Population Data

Year	Geneva_City	Ontario	NYS
2000	13,617	100,224	18,976,457
2010	13,326	106,298	19,229,752
2015	13,157	109,192	19,673,174
2019	12,787	109,511	19,453,561



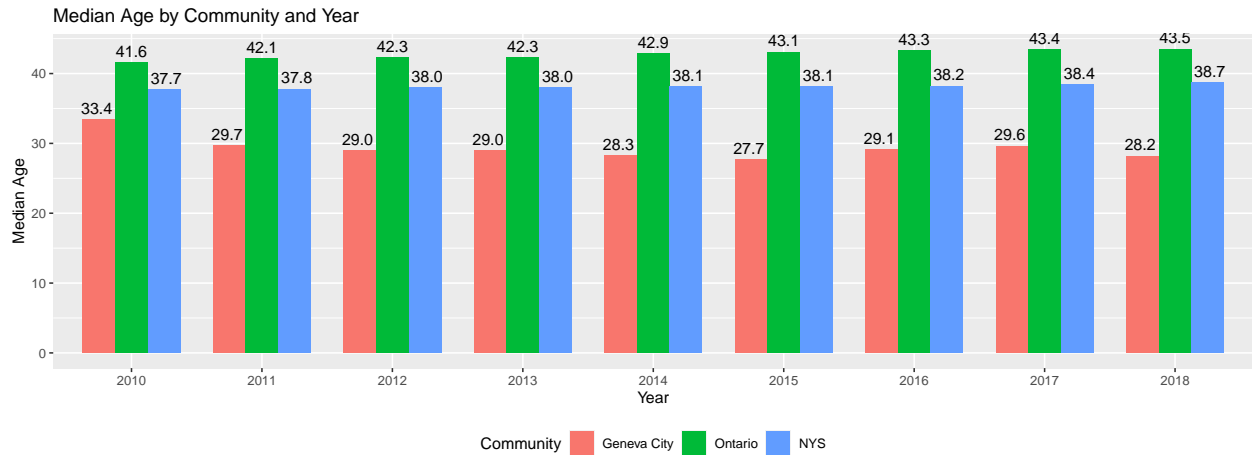
- Despite a common perception that migrant workers and other immigrant communities are increasing the population of Geneva, it is the only region examined that experienced a decrease in population from 2000 to 2019 and from 2010 to 2019.
- Sources: [ACS Demographic Characteristics for Geneva, 2019](#). Note: Data for earlier years may be obtained at these same links using the drop-down Product menu or at [Success for Geneva's Children 2019 Data Report](#).

## Population by Race & Ethnicity by Year for the City of Geneva



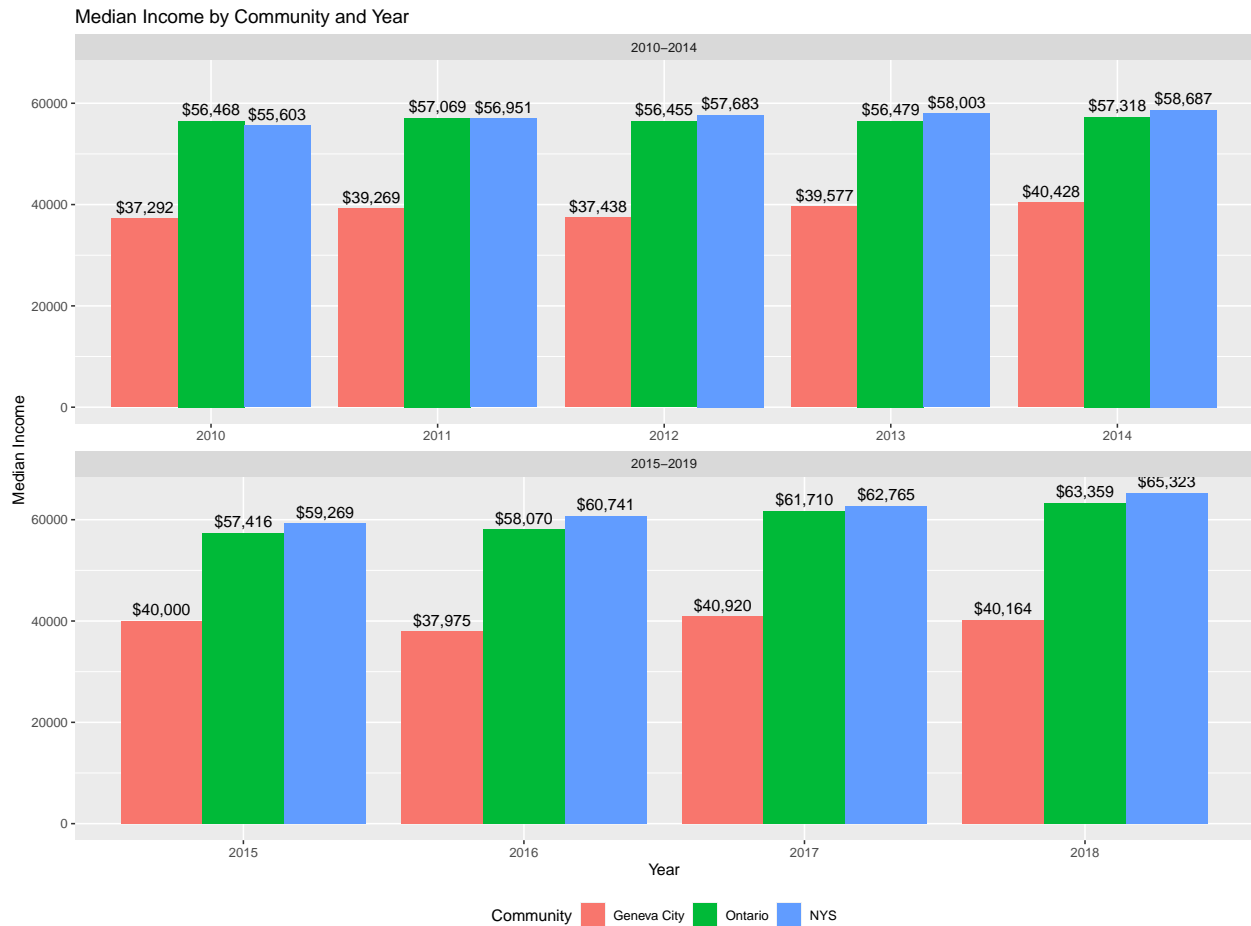
- Categories with less than 1% are shown but not labeled.
- In less than a decade the population of Geneva has become significantly more diverse with an increase in the Hispanic-Latino population and a drop in the white population.
- The City of Geneva is significantly more diverse than Ontario county, but less diverse than New York as a whole. See Goal 6 for data on the diversity of Geneva’s public school students
- Sources: [ACS Demographic Characteristics for Geneva, 2018](#) and [ACS Demographic Profile Data for Ontario County, 2018](#). Note: Data for earlier years may be obtained at this same link using the drop-down Product menu or at data and [Success for Geneva’s Children 2019 Data Report](#).

## Median Age



- Geneva's population is significantly younger than that of Ontario County or New York State.
- This may be partially attributable to
  1. the influx of young families with school children in the city,
  2. the lack of a sufficient housing options for senior citizens,
  3. and the ability of some senior citizens to change their state of residence to Florida and other low tax states.
- Sources: [ACS Demographic Characteristics for Geneva, 2018](#) and [ACS Demographic Characteristics for Ontario County, 2018](#). Note: Data for earlier years may be obtained at these same links using the drop-down Product menu or at [Success for Geneva's Children 2019 Data Report](#).

## Median Household Income



- Geneva (city) median household income is less than two-thirds that of Ontario County or New York State.
- Because income tends to rise with age (until retirement), the lower median income in Geneva is explained in part by the earlier observation that the median age is lower in Geneva than in Ontario County or New York State.
- Sources: [ACS Economic Characteristics for Geneva, 2018](#) and [ACS Economic Characteristics for Ontario County, 2018](#). Note: Data for earlier years may be obtained at these same links using the drop-down Product menu or at [Success for Geneva's Children 2019 Data Report](#).

## Population Below Poverty Level by Race & Ethnicity

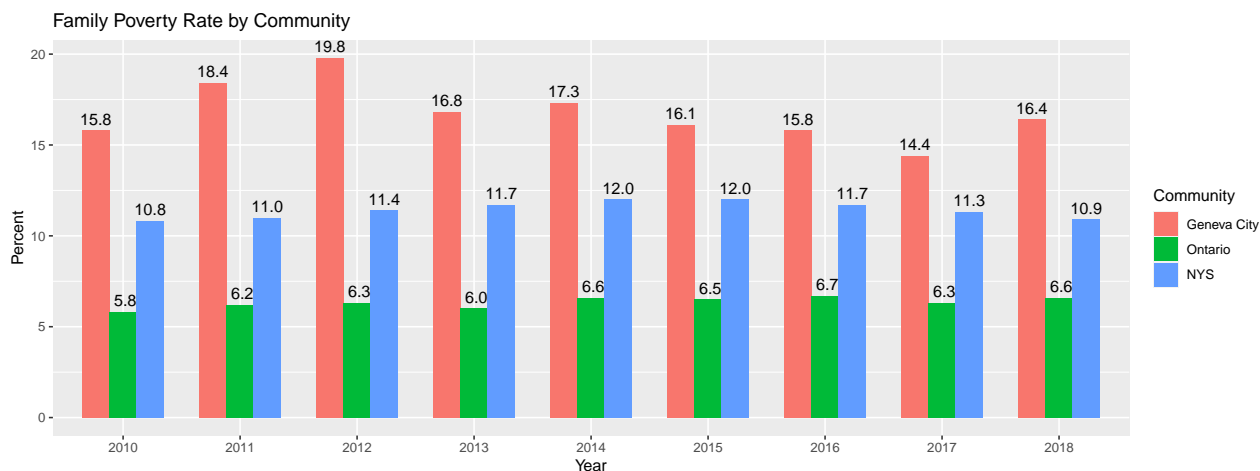
Table 2: Percent of Population Below Poverty Level by Race and Location, 2012

Race	Geneva	Ontario	NYS	US
White alone	20.0	8.4	10.9	12.1
Black or African American alone	50.5	40.7	22.6	26.5
Asian alone	57.9	11.6	17.3	12.1
Some other race alone	58.0	41.2	28.4	26.1
Two or more races	49.7	24.2	21.8	19.4
American Indian alone	50.0	25.6	25.7	27.8
Hispanic or Latino alone	44.4	26.4	25.3	24.1
White, Not Hispanic or Latino	19.7	8.2	9.5	10.3

Table 3: Percent of Population Below Poverty Level by Race and Location, 2018

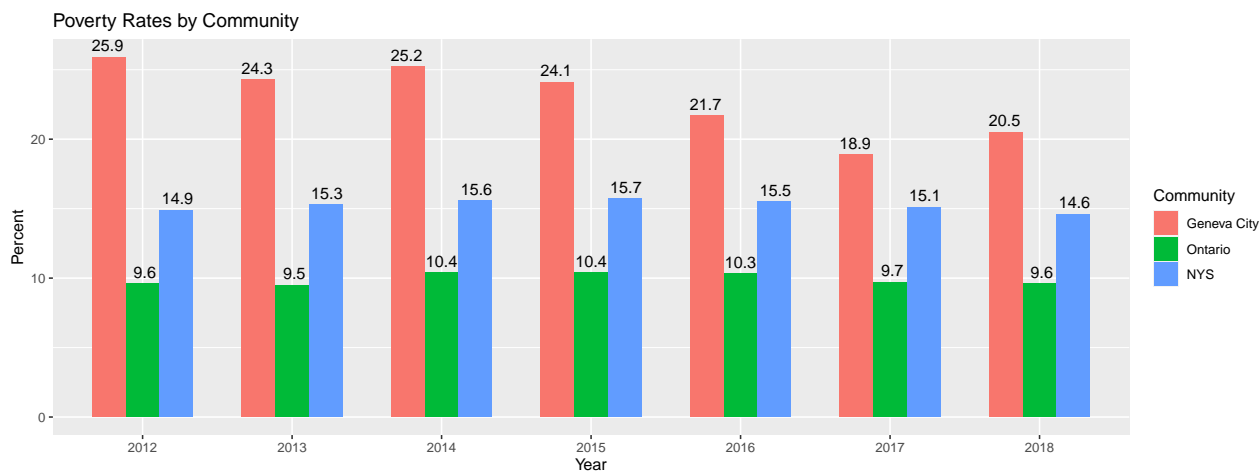
Race	Geneva	Ontario	NYS	US
White alone	15.7	8.6	10.8	11.6
Black or African American alone	29.5	22.4	21.6	24.2
American Indian alone	0.0	22.6	23.2	25.8
Asian alone	76.0	24.4	16.1	11.5
Some other race alone	27.2	30.7	27.0	22.6
Two or more races	38.5	21.0	19.8	17.5
Hispanic or Latino alone	22.5	24.2	23.6	21.0
White, Not Hispanic or Latino	14.4	8.2	9.6	10.0

## Family Poverty Rates By Community



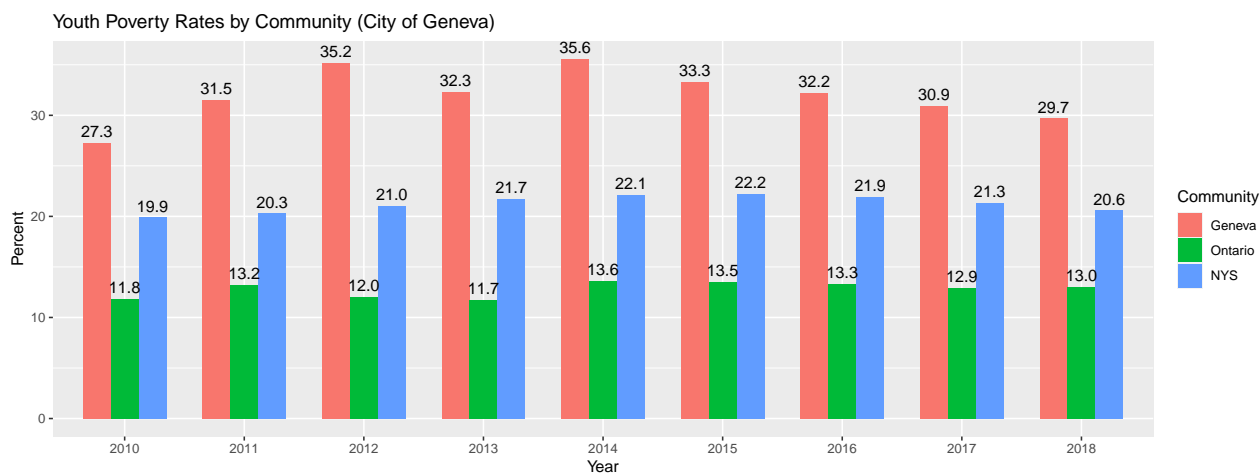
- Sources: [ACS Poverty Status in the Last 12 Months, Table ID: S1701](#), [ACS Economic Characteristics for Geneva, 2018](#) and [ACS Economic Characteristics for Ontario County, 2018](#). Note: Data for earlier years may be obtained at these same links using the drop-down Product menu or at [Success for Geneva's Children 2019 Data Report](#).

## Poverty Rates of Individuals By Community



- The poverty rate in Geneva is higher than New York state as a whole and more than twice that of Ontario county.
- Sources: [ACS Economic Characteristics for Geneva, 2018](#) and [ACS Economic Characteristics for Ontario County, 2018](#). Note: Data for earlier years may be obtained at these same links using the drop-down Product menu or at [Success for Geneva's Children 2019 Data Report](#).

## Poverty Rates of Children (People Under 18) by Community

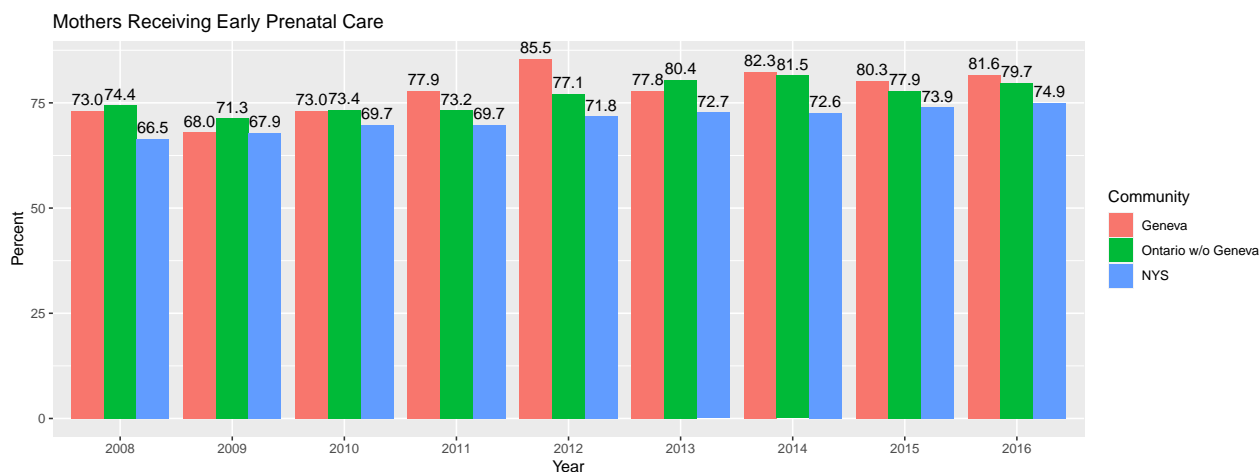


- The poverty rate among people under 18 years of age in the City of Geneva has remained 2.5 times than that of Ontario County and 50% higher than that of New York State.
- Sources: [ACS Economic Characteristics for Geneva, 2018](#) and [ACS Economic Characteristics for Ontario County, 2018](#). Note: Data for earlier years may be obtained at these same links using the drop-down Product.



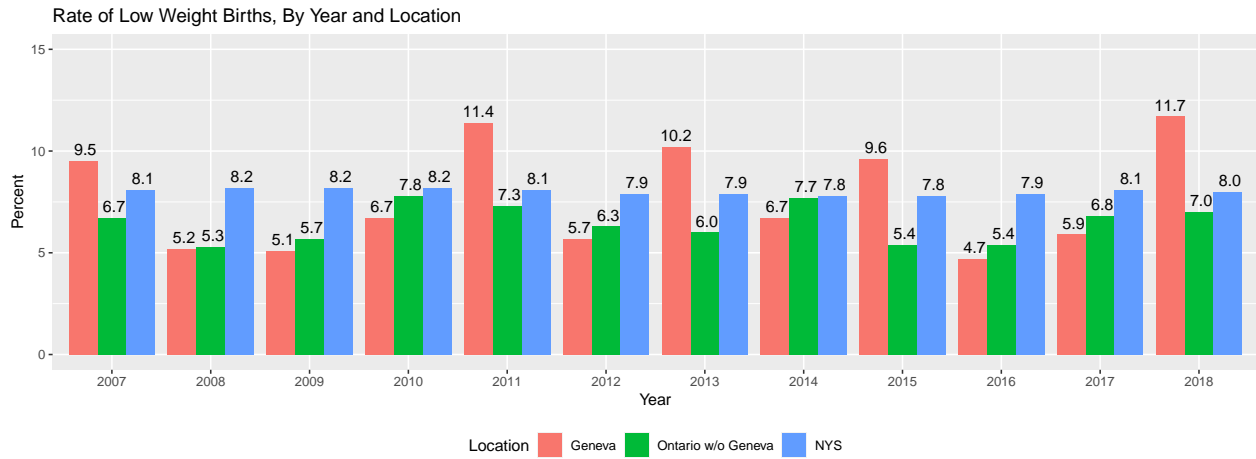
## Goal 1: Children are born healthy

### Percentage of Mothers Receiving Early Prenatal Care **Not Updated**



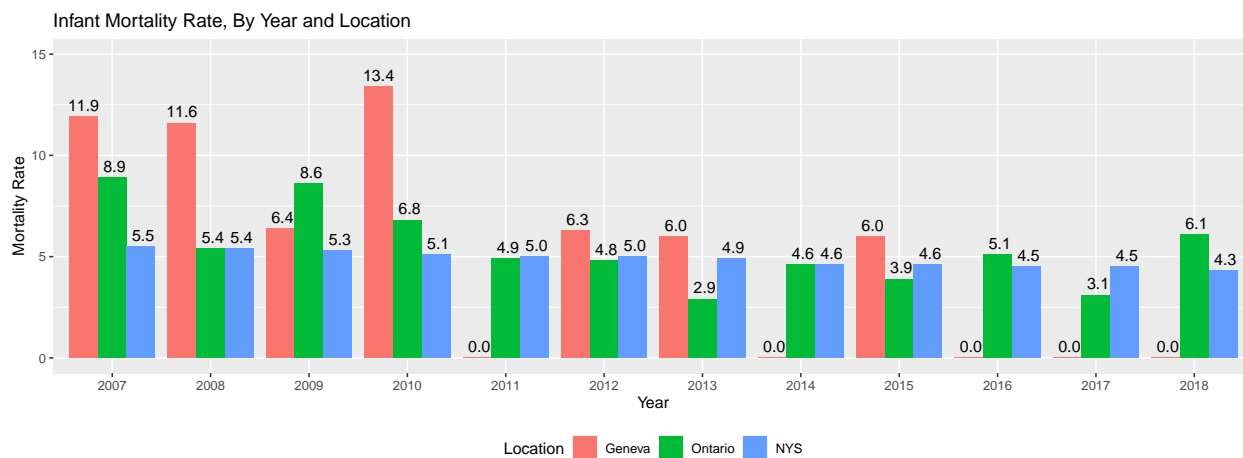
- Geneva’s high poverty rate, relative to the rest of Ontario County, has resulted in a historically robust array of government-provided prenatal health services.
- Programs like WIC, Healthy Families New York and other programs and services keep pregnant women’s prenatal health care at a level equal to or higher than Ontario County and consistently higher than New York State
- The most recent GPACE survey conducted with parents at the time of their children’s kindergarten screening showed that 99% of all children entering kindergarten in the fall of 2018 had a doctor and 86.7% had a dentist. The Head Start regulations and the efforts of the Head Start staff members also contribute to the high percentages of children receiving good medical and dental care.
- Source for Ontario County and New York State data: [Table 12: Live Births by Month Prenatal Care Began and Resident County, New York State 2017](#) and similar pages for other years.
- Source for Geneva data: [Geneva 2020 Community Report, 2018](#), [Geneva 2020 Community Report, 2016](#), and [Table 55: Live Births by Minor Civil Division, 2007–2017](#), and similar pages for other years.

## Low Birth Weight



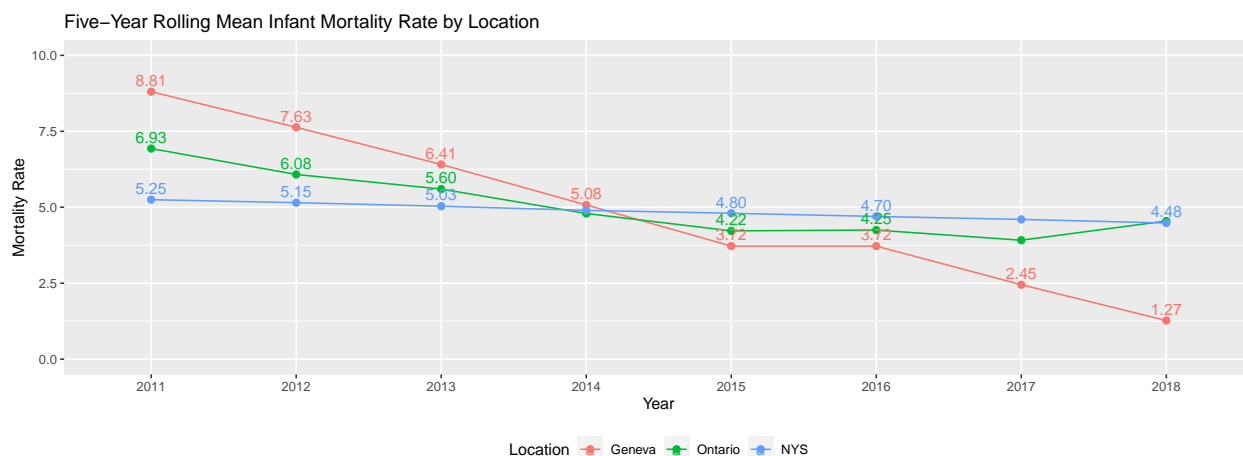
- Low Birthweight babies are defined as those weighing less than 2500 grams (approximately 5.5 pounds).
- Sources for 2018 data (Use corresponding tables for other years.):
  - [Table 53: City and Village Profiles - Selected Statistics for Cities and Villages over 10,000 Population, New York State 2018](#) (see both upper and lower halves of this table),
  - [Table 11: Low Birthweight Live Births by Mother’s Age and Resident County New York State - 2018](#),
  - [Table 7: Live Births by Mother’s Age and Resident County, New York State 2018](#).

## Infant Mortality Rates



- The infant mortality rate is the number of deaths of infants under one year of age per 1,000 live births.
- Note: In the period listed, there has never been more than two infant deaths in a year in Geneva.
- Caution: Since there are roughly 150 births in Geneva per year, a change of 1 death changes the rate by more than 6%. For this reason, it makes sense to compare average infant mortality rates over longer time intervals. See the graph below.
- Source: For 2018 state and county data use [Table 45: Infant Deaths, Neonatal Deaths, Post Neonatal Deaths and Perinatal Mortality by Resident County, New York State, 2018](#). Use corresponding tables for other years.
- Source: For Geneva use [Table 53: City and Village Profiles - Selected Statistics for Cities and Villages over 10,000 Population, New York State 2018](#) (see both upper and lower halves of this table).
- Source: [Table 9: Live Births by Race/Ethnicity and Resident County, New York State 2018](#).

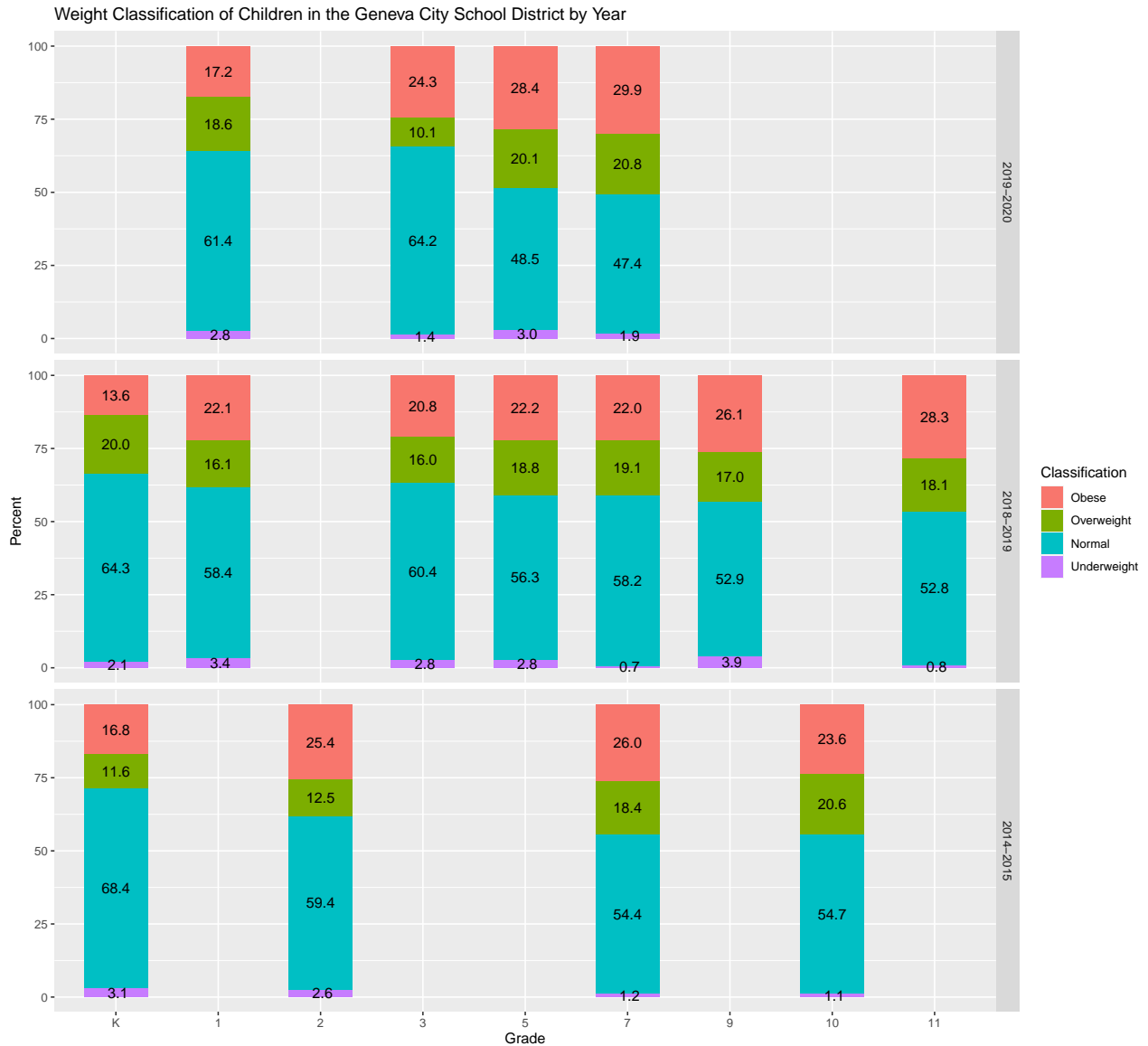
Because of the small number of births per year in Geneva, one or two infant deaths in a single year skew the infant mortality rate. For this reason it makes sense to look at the infant mortality rate over longer periods.



- The graph above uses five-year time periods. For example, 2017 now represents the five-year time period 2013–2017.
- With this perspective, the infant mortality rate is seen to be dropping over time in all locations, with the most significant drop in Geneva.
- Geneva’s five-year infant mortality rate is now lower than that of Ontario County and New York State.

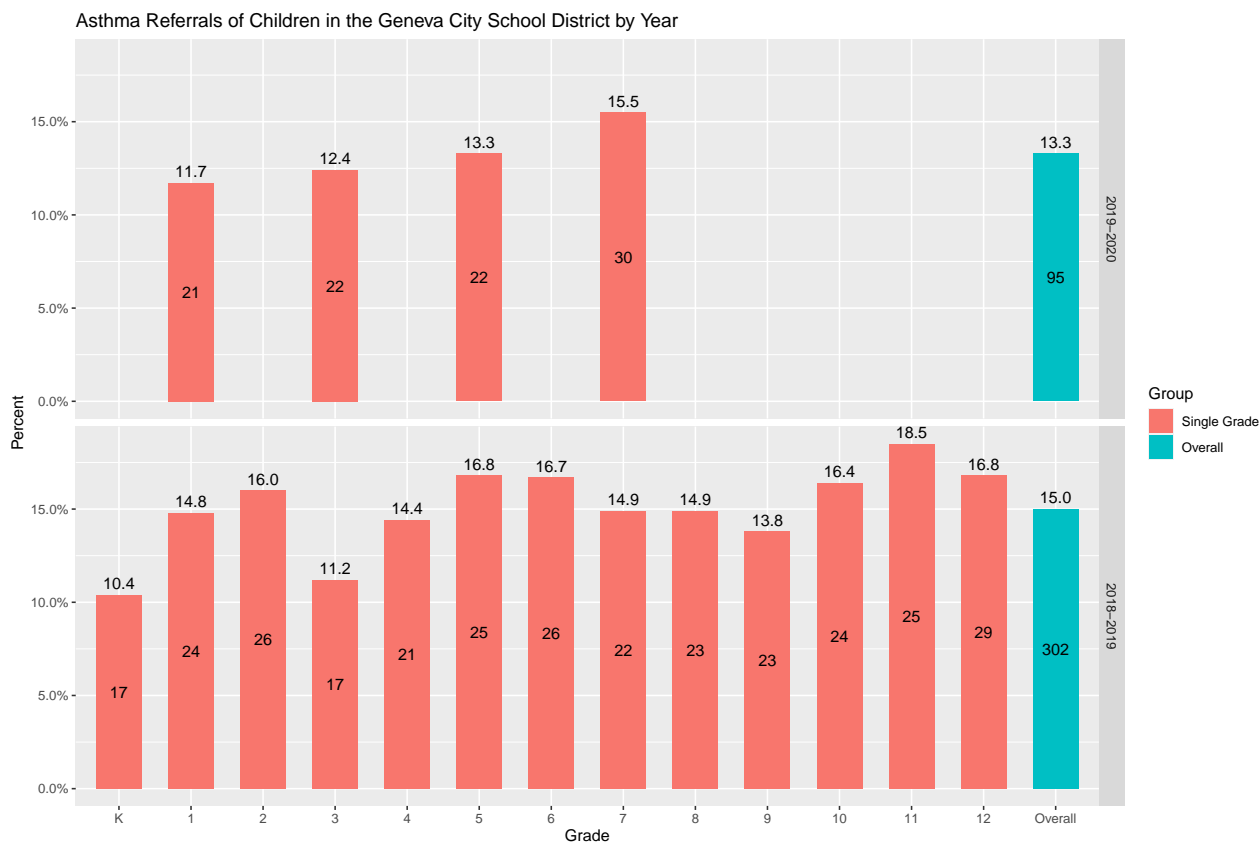
## Goal 2: Children have timely and appropriate preventative and primary health care

### Weight Classification of Children in the Geneva City School District



- The center for Disease Control (CDC) classifies weight status according to a BMI scale. Obese:  $\geq$  95th percentile, overweight: between the 85th and 95th percentile, normal weight: between the 5th and 85th percentile and underweight:  $<$  5th percentile.
- Older students tend to be somewhat more overweight and more obese.
- Note: Percentages are based on the 93.6% of the school-aged children with recorded classifications in 2019–2020, 92.5% in 2018–2019, and 93.1% in 2014–2015.
- Source: Geneva City School District, Nursing Department.

## Asthma, Hearing, and Vision



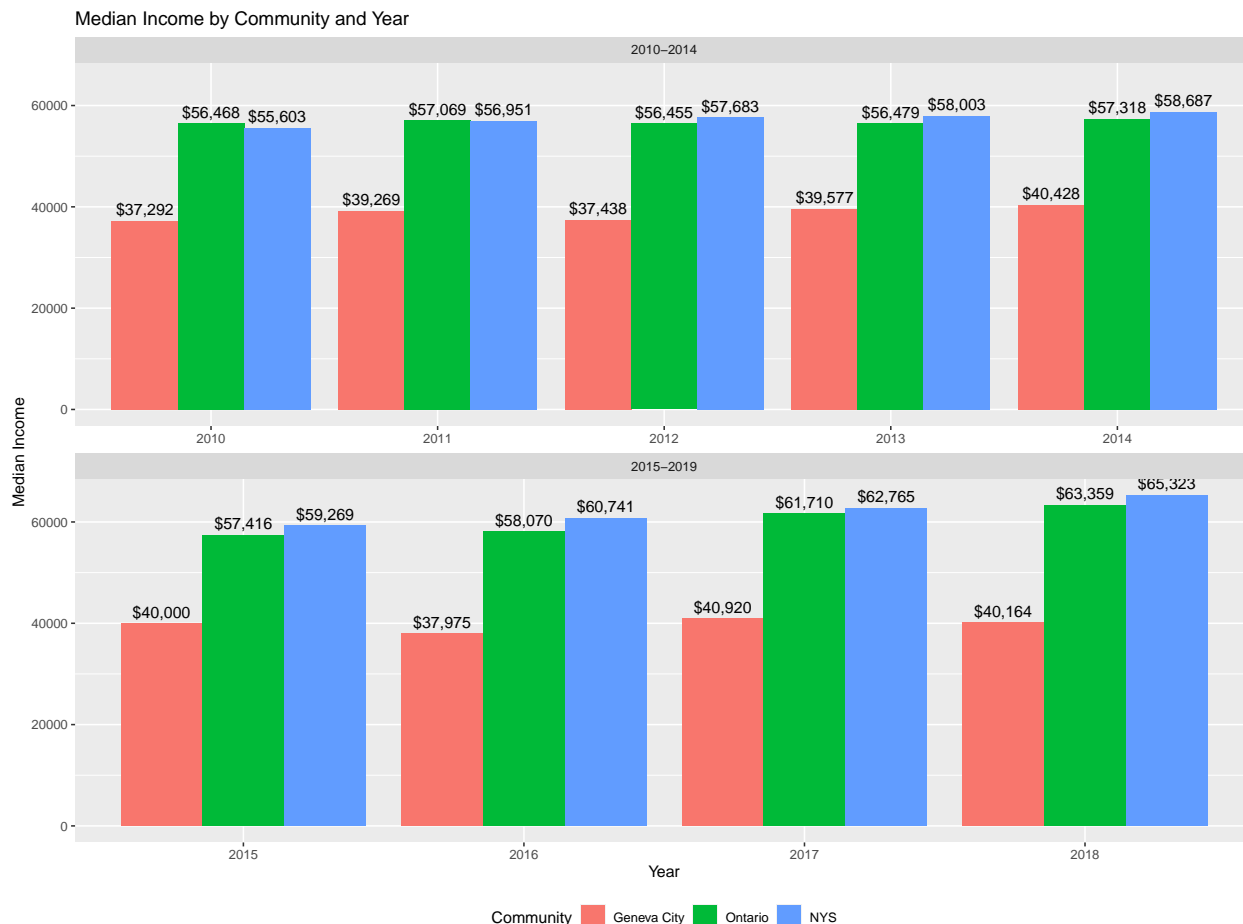
- The number of asthma diagnoses for each grade is listed within each bar.
- Asthma is a chronic lung disease that makes it harder to move air into and out of your lungs. Certain exposures to asthma triggers can cause asthma flare-ups. Asthma can be a life-threatening disease if not properly managed.

Asthma is the most common chronic condition among children, currently affecting an estimated 6.1 million children under 18 years, of which 3.5 million suffered from an asthma attack or episode in 2016. (American Lung association: <https://www.lung.org/lung-health-and-diseases/lung-disease-lookup/asthma/learn-about-asthma/asthma-children-facts-sheet.html>)

- In the 2015–2016 school year, a total of 204 or 13.3% of all students in elementary and middle school in Geneva were diagnosed with asthma. In 2018–2019 the rate was 15.0%.
- In 2018–2019, 28 students (4.6%) in grades 1, 3, 5, and 7 were given vision referrals.
- In 2018–2019, no students in grades 1, 3, 5, and 7 were given hearing referrals.
- Source: Geneva City School District, Nursing Department.

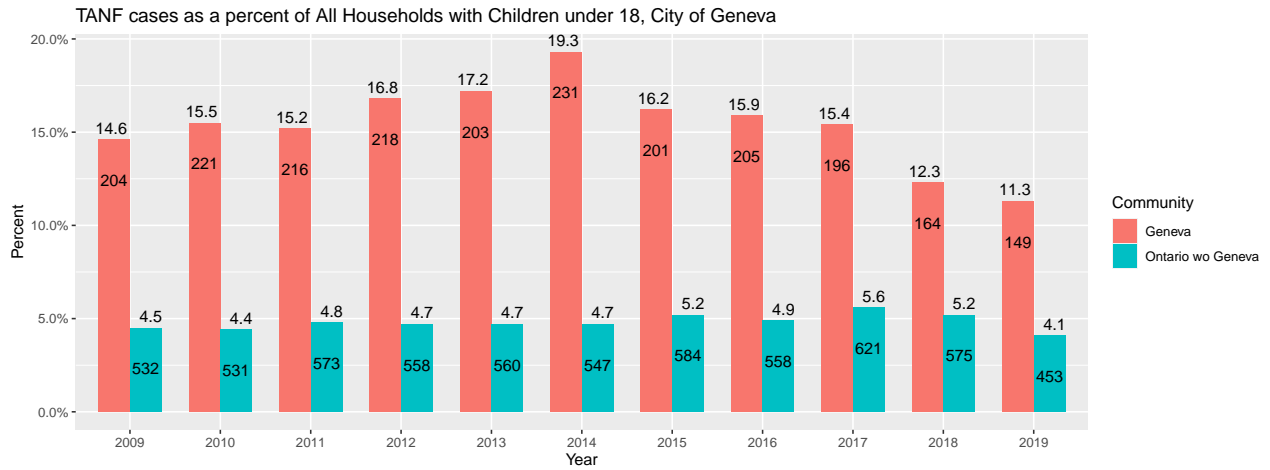
### Goal 3: Families and caregivers have sufficient economic resources to meet their children’s basic needs

#### Median Household Income



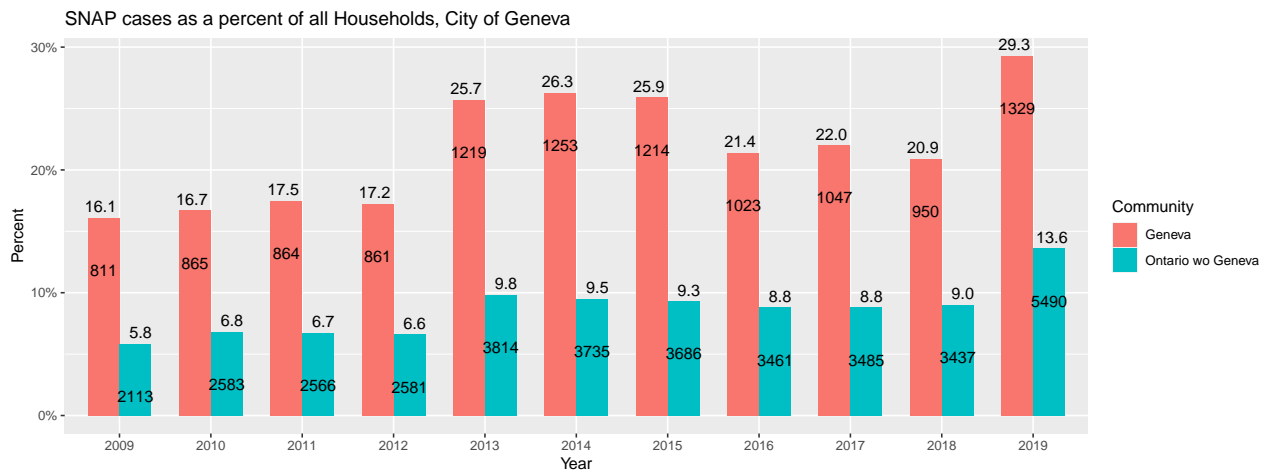
- Geneva median household income is roughly two-thirds that of Ontario County or New York State.
- Because income tends to rise with age (until retirement), the lower median income in Geneva is explained in part by the earlier observation that the median age is lower in Geneva than in Ontario County or New York State.
- Sources: [ACS Economic Characteristics for Geneva, 2018](#) and [ACS Economic Characteristics for Ontario County, 2018](#). Note: Data for earlier years may be obtained at these same links using the drop-down Product menu.

## Temporary Assistance for Needy Families (TANF)



- TANF refers to Temporary Assistance for Needy Families, which provides financial assistance to economically disadvantaged households with children under the age of 18.
- The count of TANF households is shown within each bar.
- Historically, the TANF use rate among Geneva households was consistently above three times that of the rest of Ontario County. In the last few years, that has dropped somewhat.
- Source: TANF data are from Ontario County Department of Social Services, Workforce Development and Youth Bureau Annual Reports, see <http://www.co.ontario.ny.us/118/Social-Services>
- Source: Data for households with children under 18 prior are from [ACS Selected Social Characteristics for Geneva, 2019](#). Note: Data for earlier years may be obtained at these same links using the drop-down Product menu.

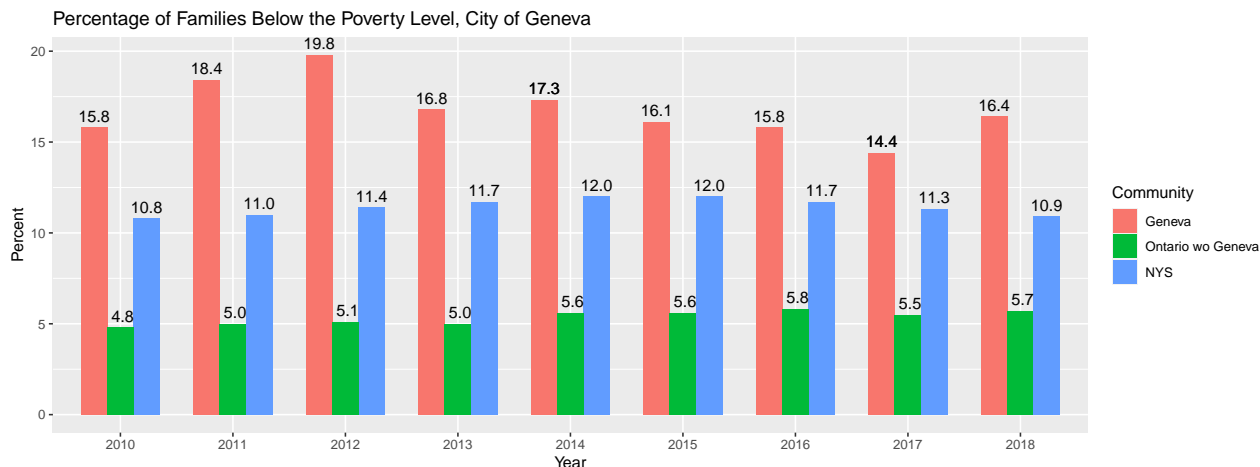
## SNAP (Food Stamps)



- SNAP (Supplemental Nutrition Assistance Program) is commonly known as Food Stamps. Unlike TANF, a household does not need to have persons under the age of 18 in order to be eligible to receive SNAP benefits.
- The count of SNAP households is shown within each bar.

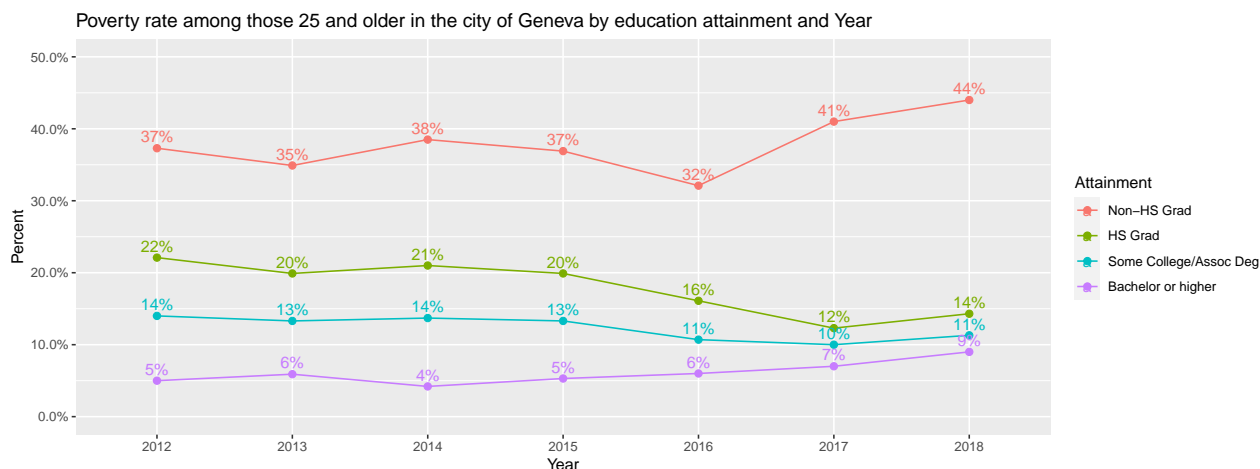
- The SNAP use rate among Geneva households has typically been more than two-and-a-half times that of the rest of Ontario County.
- Sources: SNAP data from Ontario County Department of Social Services, Workforce Development and Youth Bureau Annual Reports.
- Source: Household data come from [ACS Selected Social Characteristics for Geneva, 2019](#). Note: Data for earlier years may be obtained at this same link using the drop-down Product menu.

## Families Below Poverty Level



- Sources: [ACS Economic Characteristics for Geneva, 2018](#) and [ACS Economic Characteristics for Ontario County, 2018](#). Note: Data for earlier years may be obtained at these same links using the drop-down Product menu or at [Success for Geneva's Children 2019 Data Report](#).

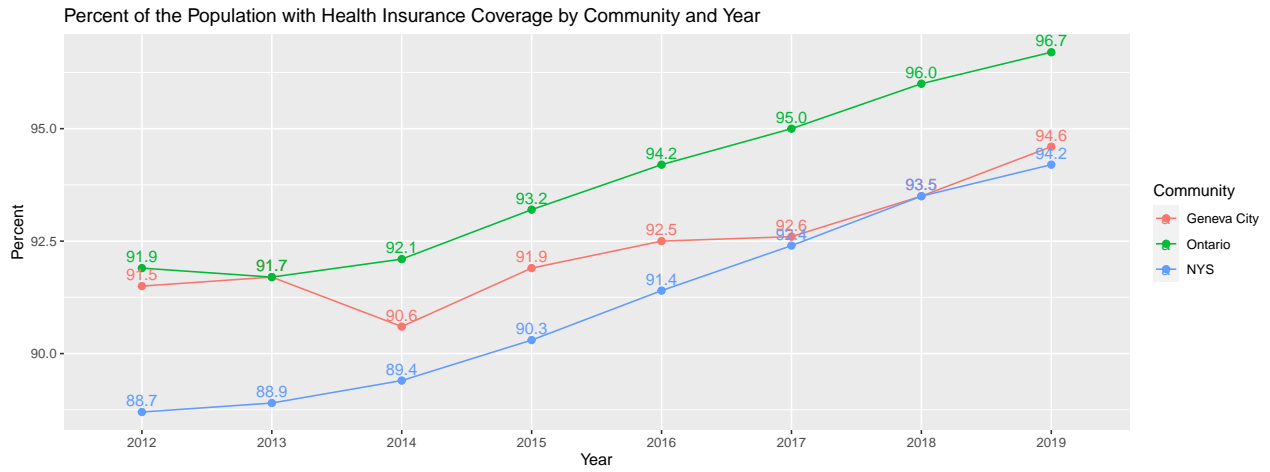
## Education and Poverty Level, City of Geneva



- A high school diploma is so important. The poverty rate is currently more than triple for those who do not graduate from high school.
- Sources: Data for households with children under 18 are from [ACS Poverty Status in the Past 12 Months of Individuals by Sex by Educational Attainment for Geneva, 2018](#). Note: Data for earlier years may be obtained at these same links using the drop-down Product menu.

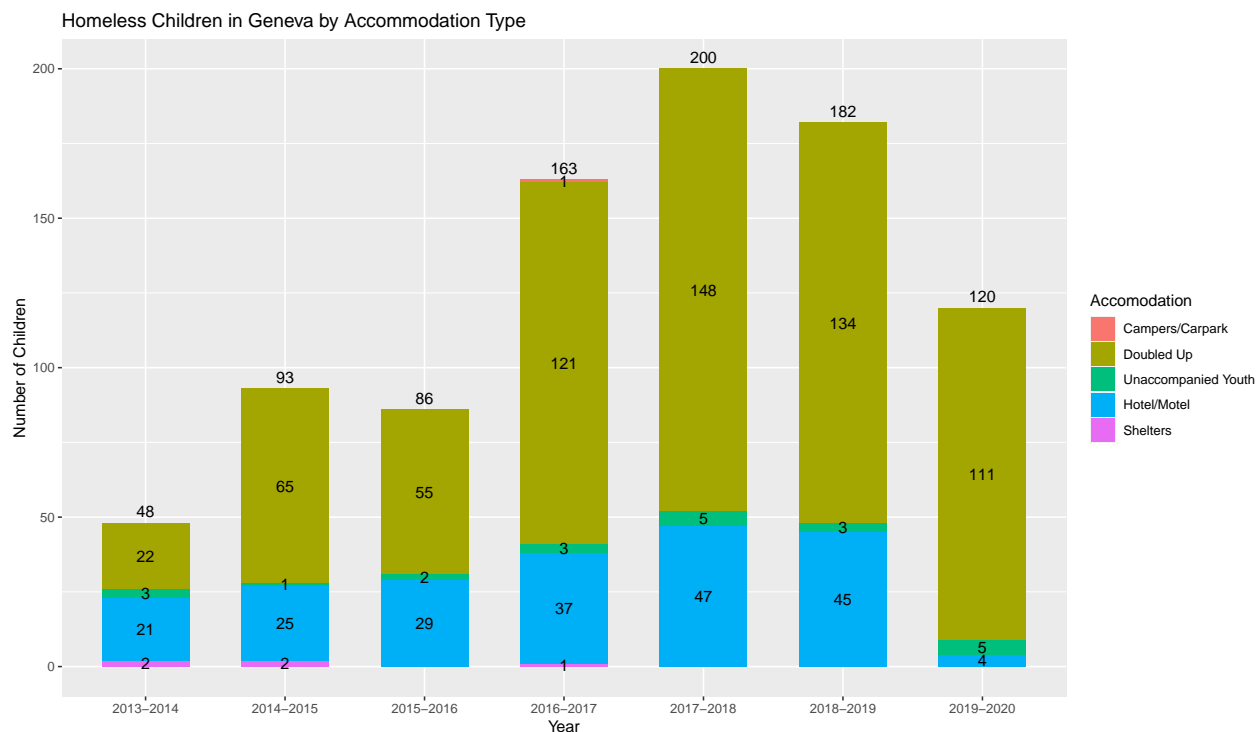


## Health Insurance Coverage



- The vast majority of Genevans have health insurance, though coverage rates are lower in Geneva than in Ontario County.
- Sources: [ACS Economic Characteristics for Geneva, 2018](#) and [ACS Economic Characteristics for Ontario County, 2018](#). Note: Data for earlier years may be obtained at these same links using the drop-down Product menu or at [Success for Geneva’s Children 2019 Data Report](#).

## Homeless Children in Geneva by Accommodation Type (through May)

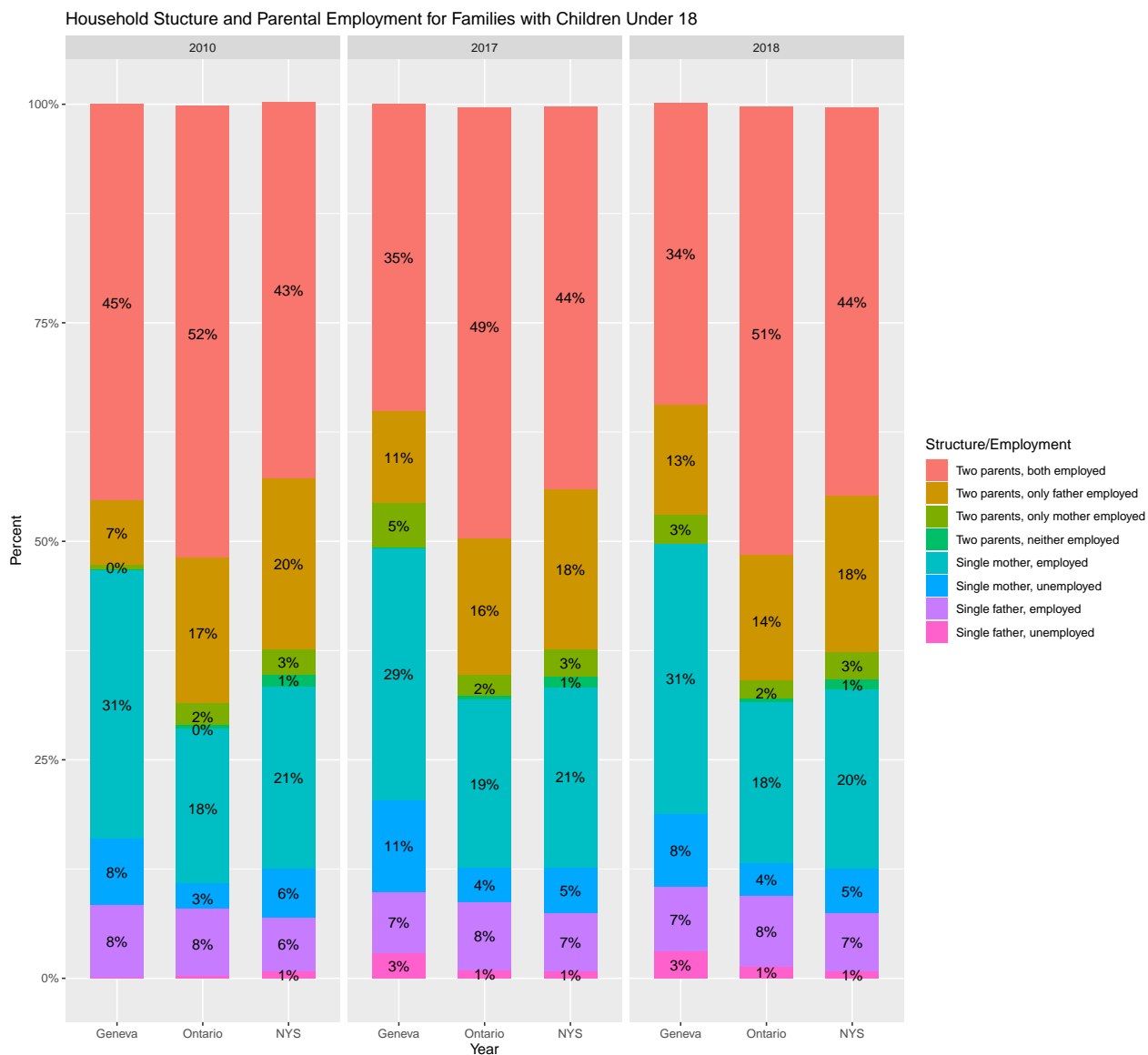


- Data are collected by school year. Source for all data: Geneva City School District, Office of Central Registration. Also see: [https://go.boarddocs.com/ny/genevacsd/Board.nsf/files/BNFSDD72286E/\\$file/Marchionda%20BOEApril2020.pdf](https://go.boarddocs.com/ny/genevacsd/Board.nsf/files/BNFSDD72286E/$file/Marchionda%20BOEApril2020.pdf)
- These accommodation types are based on the McKinney-Vento Homeless Assistance Act of 1987, which “was the first major federal legislative response to homelessness.” See <http://www.nationalhomeless.org/publications/facts/McKinney.pdf>
- Family Promise of Ontario County (FPOC) is a new group addressing homelessness. FPOC is a nonprofit 501c(3) organization which is a faith-based network helping families in Ontario County become sustainably independent. Its goal is keeping entire families together while they work toward having a home to call their own. (<https://www.familypromiseontariocounty.org/>)
- FPOC began operation in September 2018. During the first 6 months of 2019, seven families (9 adults, 16 children) were served for a total of 1,291 bed nights and 3,870 meals (Geneva portion: 389 bed nights and 1,167 meals) which was made possible by 5,985 volunteer hours.
- Host congregations furnish clean, safe, overnight lodging and nutritious meals for 3 to 4 families for one week at a time. During Host Week, other congregations and community organizations provide additional volunteers to support the host congregation.
- The following points are from the Homelessness/Poverty Fact Sheet at <https://familypromise.org/homelessness-fact-sheet/>
  - 2.5 million children will experience homelessness this year in America.
  - 1 in 30 children in the United States experience homelessness annually.
  - Nearly 1.3 million school children were homeless in school year 2014–15. Students experiencing homelessness are up to nine times more likely than their non-homeless peers to repeat a grade.
  - 51% of homeless children are under age 5 and, therefore, too young for school and are not counted.

- 35% of all homeless persons nationwide are families with children.

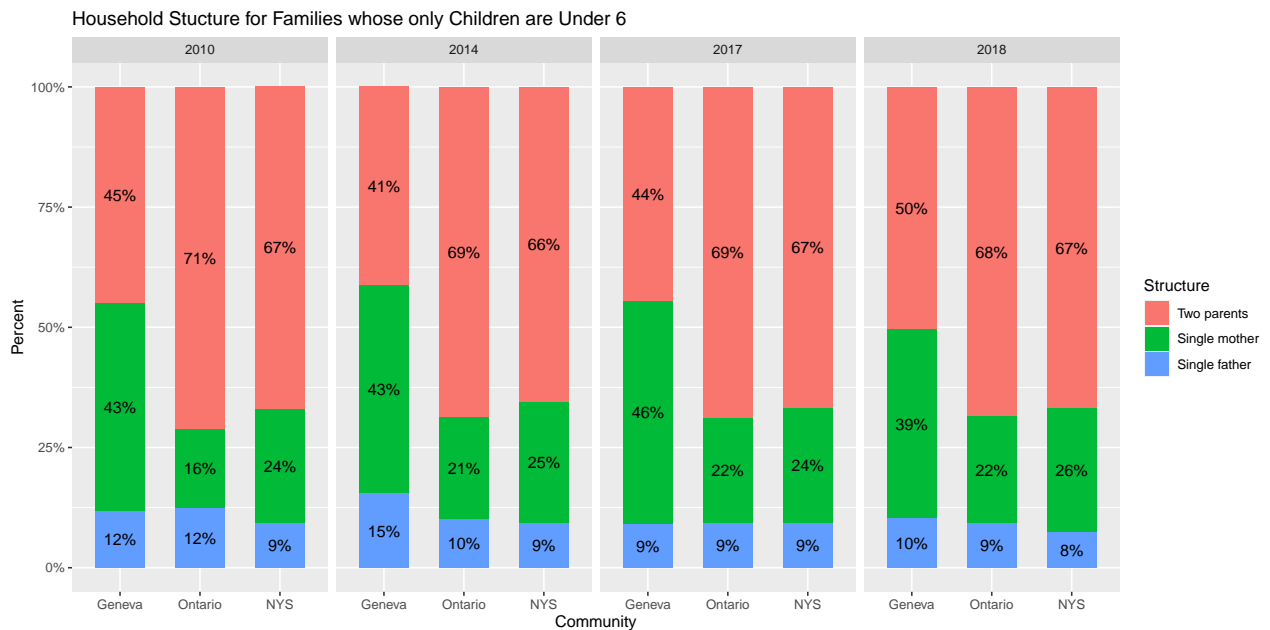
# Goal 4: Children have safe, stable, and nurturing environments in their homes, community, and schools

## Household Structure / Parental Employment



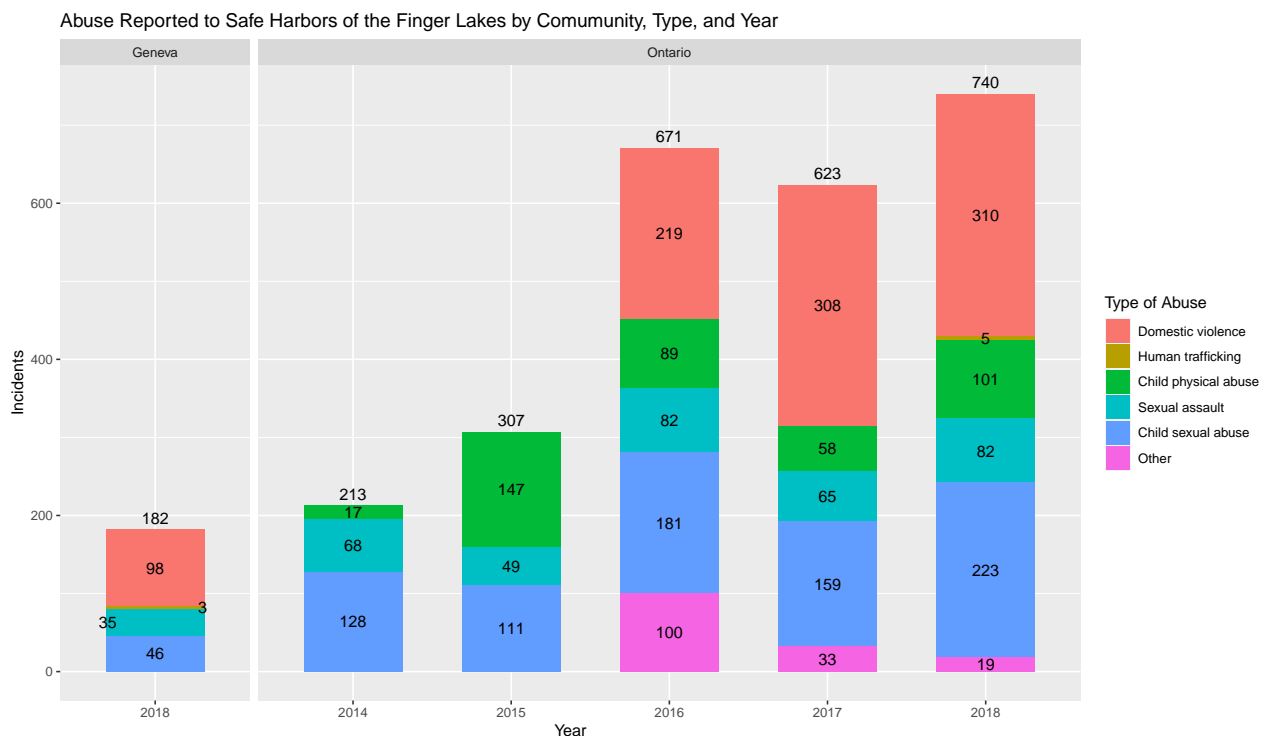
- Note: Categories of less than 0.5% are shown but not labeled in this bar plot.
- In each of the last two years, only half the of families with children under 18 in Geneva have both parents present compared to two-thirds in Ontario County.
- Source: [ACS Employment Characteristics of Families, 2018](#). Note: Data for earlier years may be obtained at this same link using the drop-down Product menu.

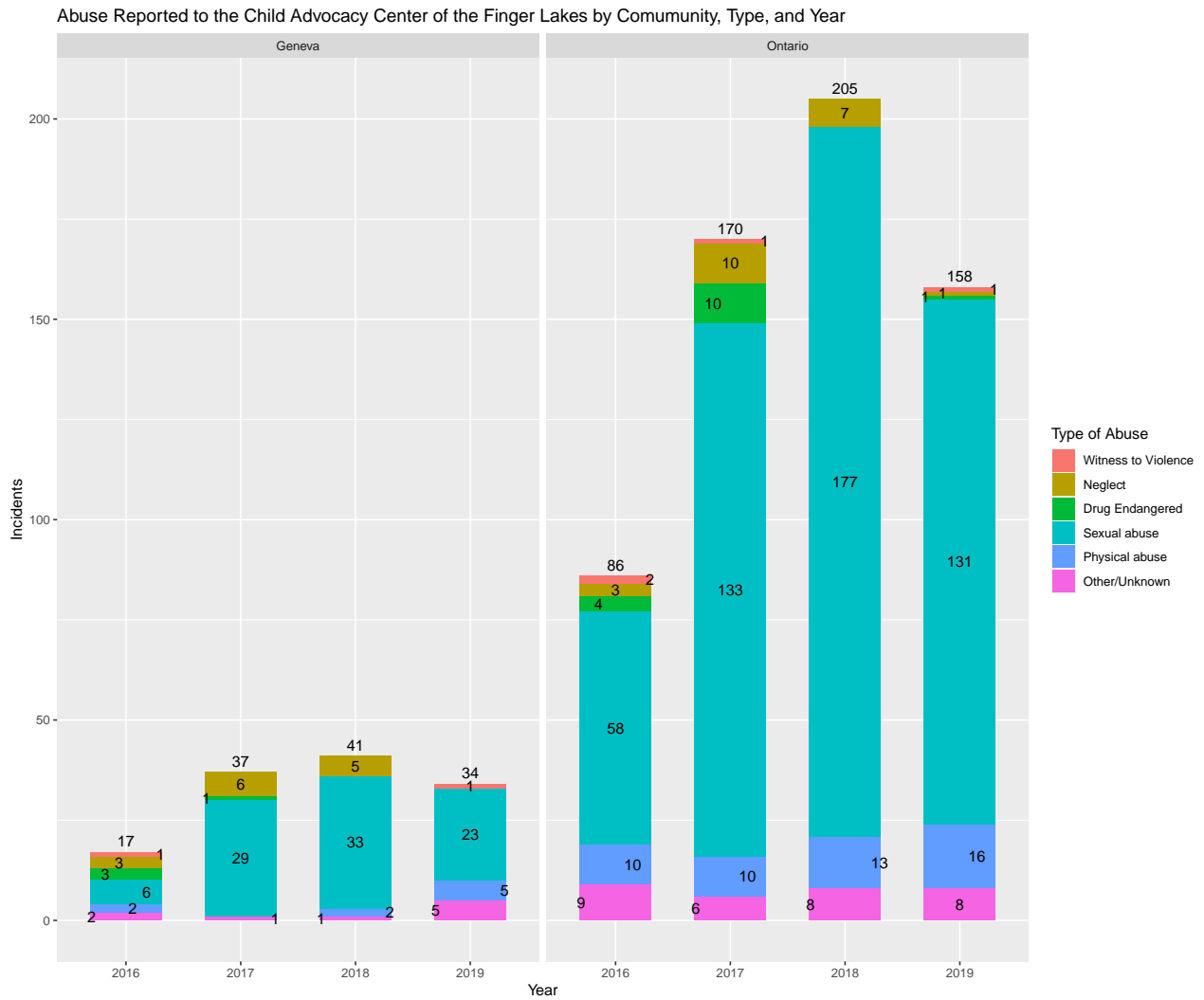
## Household Structure for Families with all Children under 6



- In those Geneva families in which all children are under 6, both parents are present 50% of the time. This compares to 67% or more in Ontario County and New York State.
- Source: [ACS Households and Families, 2018](#). Note: Data for earlier years may be obtained at this same link using the drop-down Product menu.

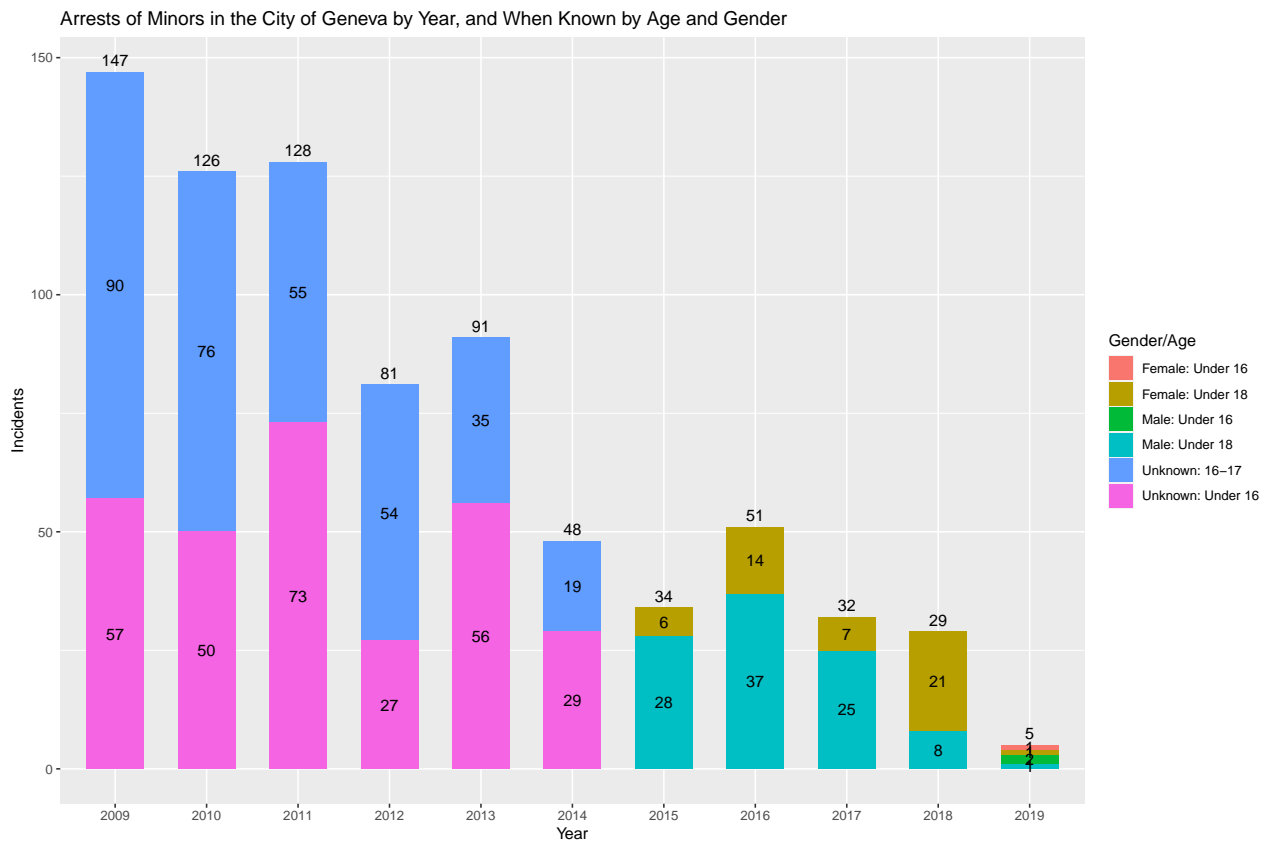
## Reports of Abuse





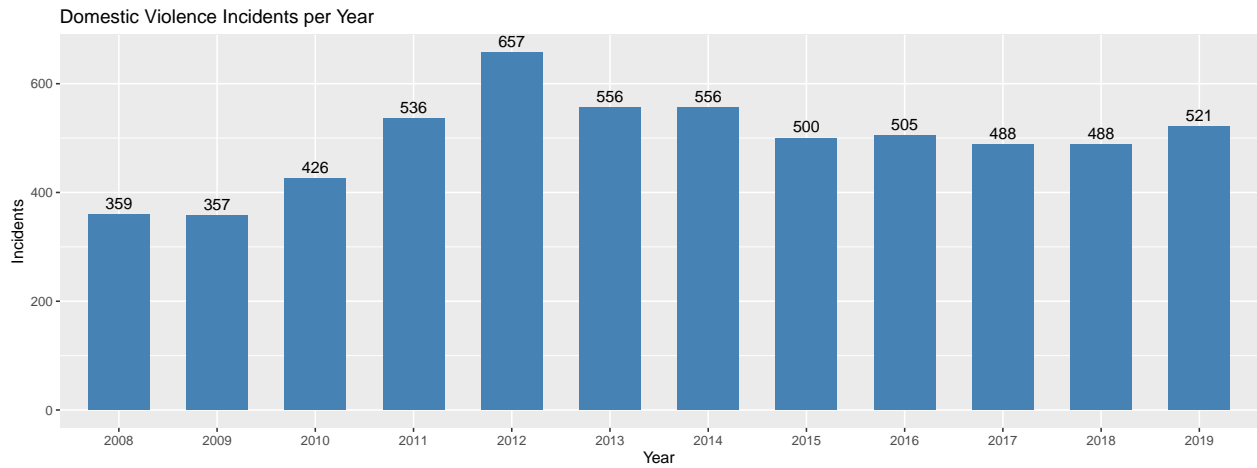
- Categories with just one incident are shown but not labeled within the corresponding bar.
- These data are not necessarily representative of the entirety of reported abuse in Geneva or Ontario County as there are other local agencies that individuals can call to report abuse.
- Source: Safe Harbors of the Finger Lakes and "Abuse Reported to the Child Advocacy Center of the Finger Lakes.

## Criminal Arrests of Minors



- There has been a precipitous drop in arrests of minors. Since 2009, police have had the youthful offender and their parents work with the victim in minor crimes instead of having them get arrested or go automatically to probation, Person in Need of supervision (PINS) or family court. Police work with the parent to take charge of the follow through with the victim and the youth. If it is a more serious crime, then an arrest is made. While young people are still committing smaller offenses, police have worked hard not to have them enter the system and prefer to work with the parents and the youth.
- Source for 2015–2019 data: Geneva City Police Department.
- Source for 2009–2014 data: Geneva City Police Department as reported in [Success for Geneva's Children 2014 Data Report](#).

## Domestic Violence Incidents



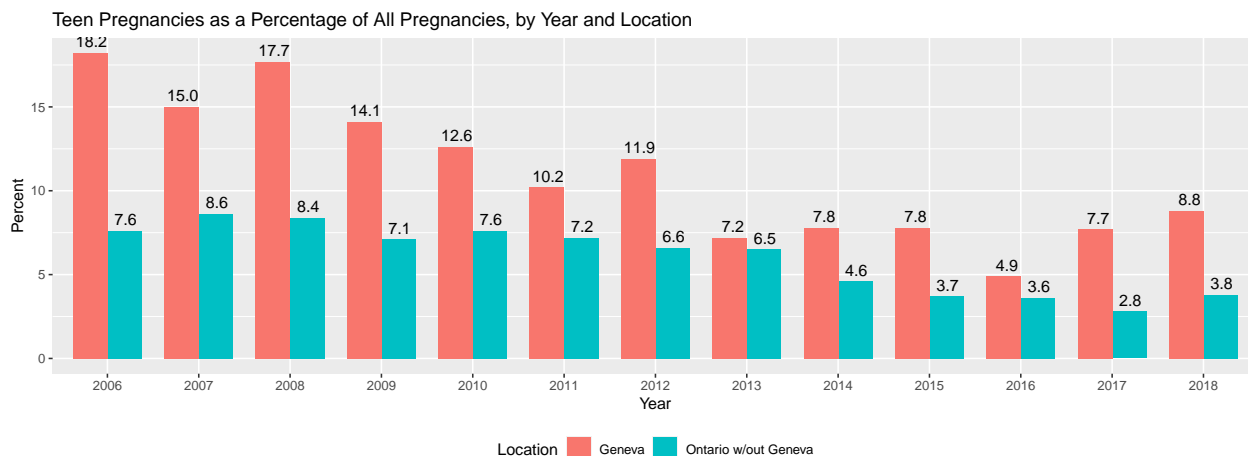
- Source for 2013–2019 Data: Geneva Police Department Domestic Incident Annual Reports for 2018 and 2019. Source for 2008–2012 Data: Geneva Police Department as reported in [Success for Geneva's Children 2014 Data Report](#).



## Goal 5: Families and caregivers possess and practice child-rearing skills that promote optimal child development

### Teen Pregnancies

**Note:** *Teenage* is defined as ages 15 to 19. The *teen pregnancy rate* is defined as the number of teenage pregnancies per 1,000 females in the population aged 15 to 19.

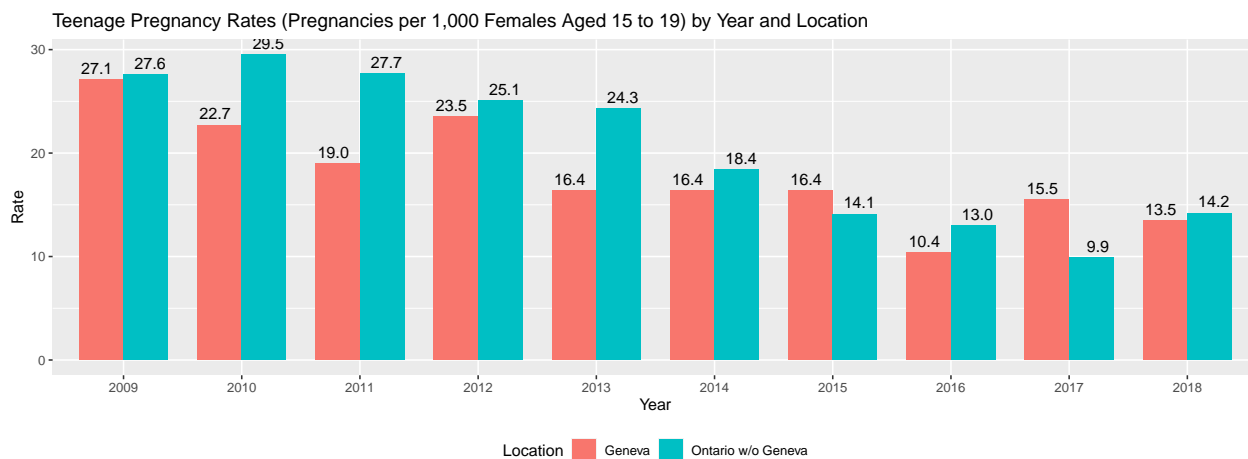


- The percentage of all pregnancies that are teen pregnancies is higher in Geneva than in the rest of Ontario County. 13 years ago it was 150% higher in Geneva. In 2016 it was less than 50% higher
- The good news is that the teen percentage in Geneva has dropped rapidly and is now less than a third of what it was (from 18% to 5%). There has been a less dramatic drop in the county from 7.5% to 3.6%.
- Source: [Table 30: Total Pregnancies and Teenage Pregnancies by Type and Resident County New York State, 2018.](#)
- Source: [Table 53: City and Village Profiles Selected Statistics for Cities and Villages Over 10,000 Population New York State, 2018.](#)

Geneva Teen Pregnancies as a Percentage of All Ontario County Teen Pregnancies and All Geneva Pregnancies as a Percentage of All Ontario County Pregnancies, by Year

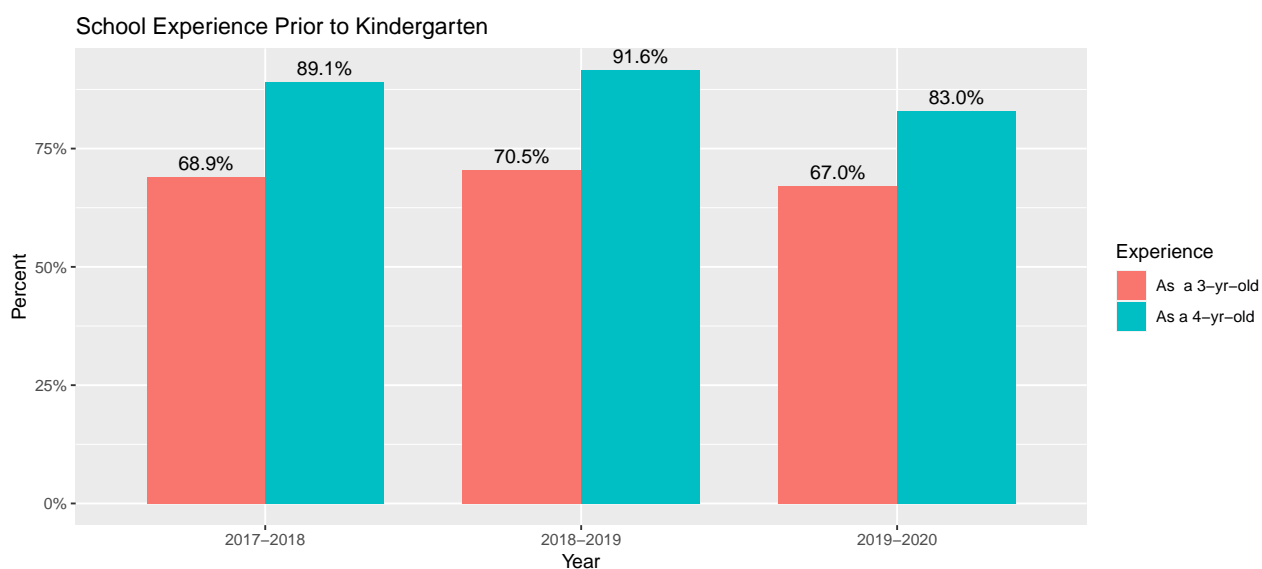


- The second graph shows that Geneva’s proportion of *all* Ontario County pregnancies is a nearly steady 16% from 2006 to 2016. All things being equal, we would expect Geneva’s proportion of all Ontario *teen pregnancies* to also be 16%.
- However, Geneva’s proportion of all Ontario *teen pregnancies* is higher than that—in the 20% to 30% range. That is, there are disproportionately more teen pregnancies in Geneva.



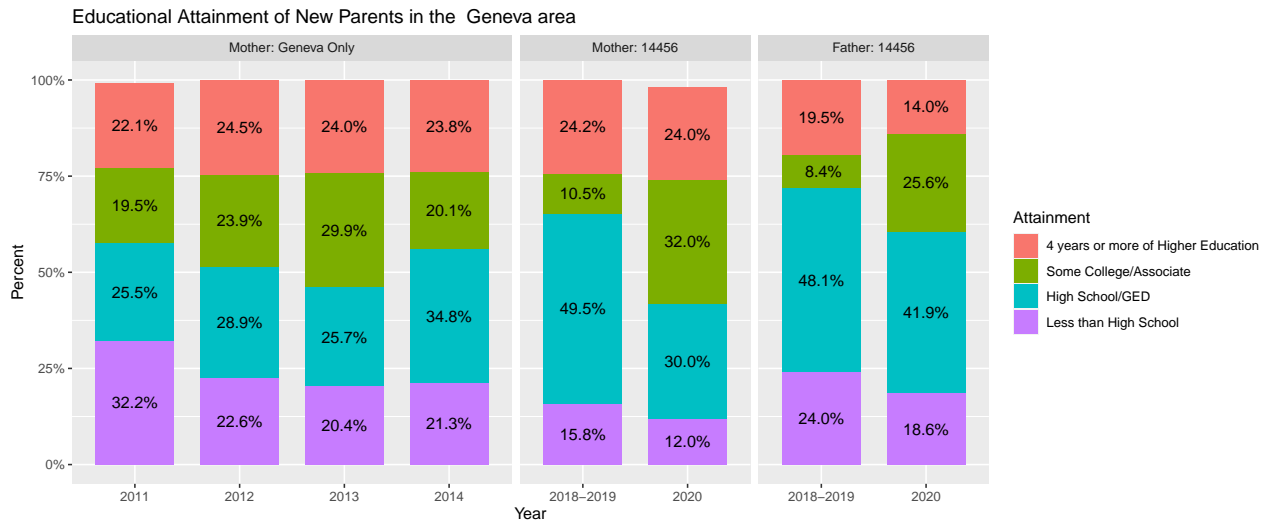
- However, the third graph indicates that *teen pregnancy rate* (the number of pregnancies per 1,000 female teens) in Geneva has generally been *lower* than the rest of Ontario County.
- How can Geneva have a disproportionately high number of Ontario County teen pregnancies while generally having a lower teen pregnancy rate? The answer is supplied by one of the graphs in the Background section of this report. Geneva is much *younger* than the rest of Ontario County. There are more teens in Geneva and though they become pregnant less frequently than in the rest of the county, because there are more of them the raw number of teen pregnancies is high.
- Thus, despite the lower teen pregnancy rate, Geneva still requires services for these young mothers.
- Most significant in Geneva (and the county) is the substantial drop in the teen pregnancy rate. It has dropped by roughly 50% over the last decade.
- [United States Census Bureau, 2018](#) for population data.

### School Experience Prior to Kindergarten



- Data Source: GENEVA PACE (Parent Appraisal of Children’s Experiences) 2019–2020 Kindergarten Class

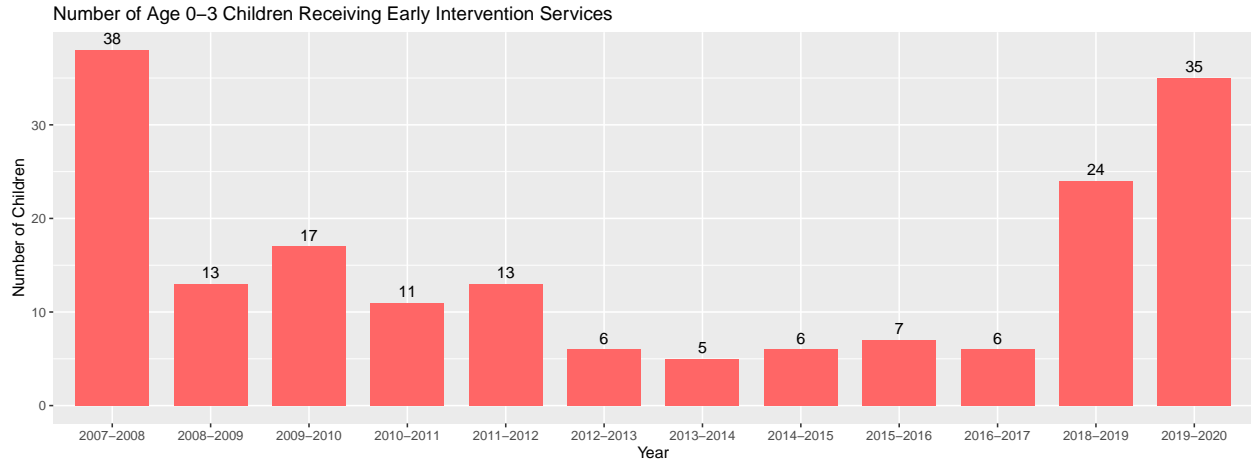
## Educational Attainment of New Parents in Geneva



- For 2011–2014:
  - The data for are for Geneva and mothers of new children only.
  - Source: [Success for Geneva’s Children 2016 Data Report](#).
- For 2018–2019:
  - The data represent the educational attainment of parents of children born to 190 new mothers and 154 new fathers living in the 14456 zip code during the period 9 May 2018 to 23 May 2019.
  - Source: Ontario County Department of Health and Human Services (NYS Electronic Birth Certificate Registry).
- For 2020:
  - The data represent 50 new mothers and 43 new fathers in the 14456 zip code for January through April.
  - Source: Ontario County Department of Health and Human Services (NYS Electronic Birth Certificate Registry).
- The 14456 zip code encompasses more than Geneva.

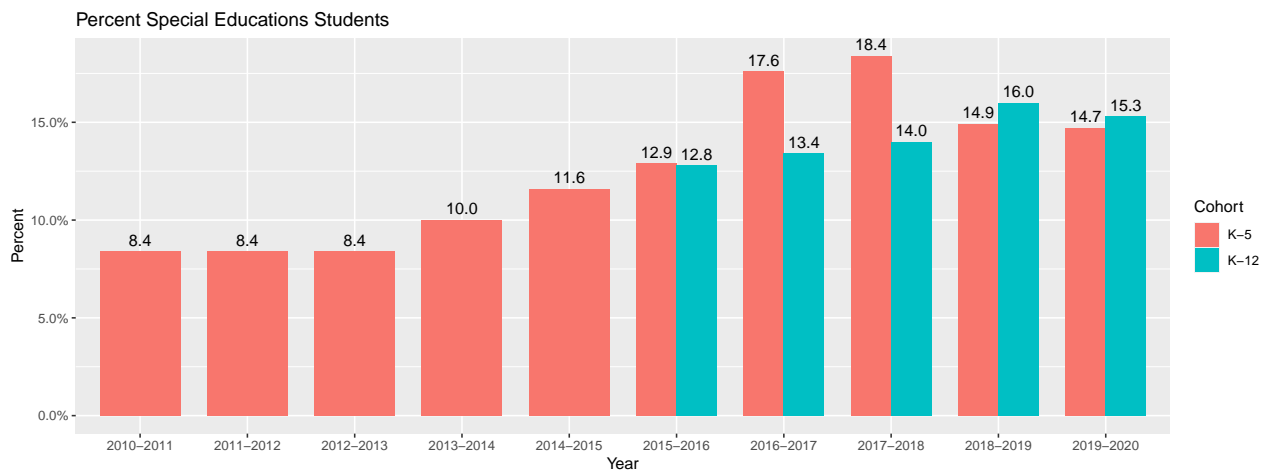
## Goal 6: Children with special needs receive timely and appropriate services

### Early Intervention for Preschoolers



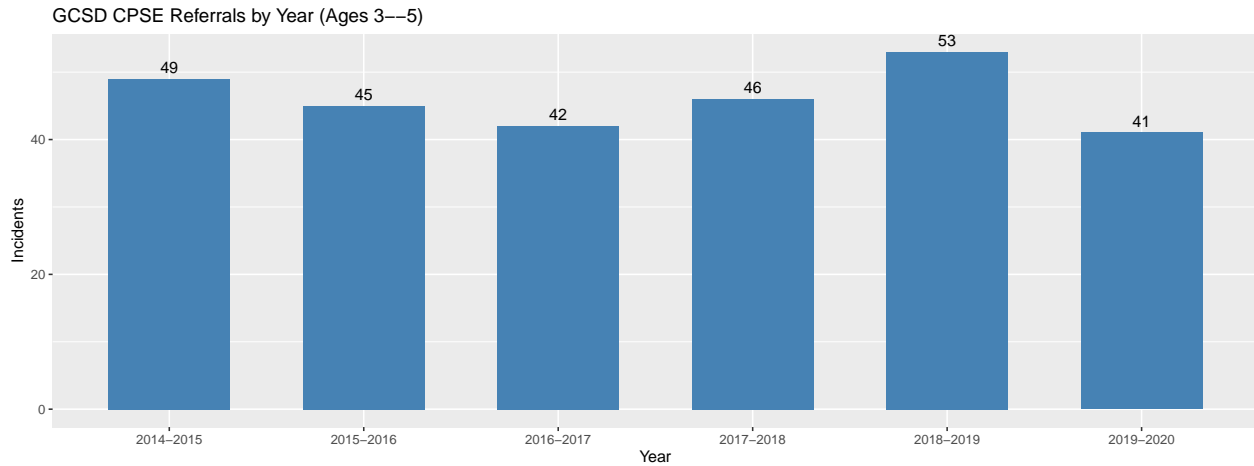
- Source of data for 2018–2020: Ontario County Department of Public Health.
- Source of data through 2011–2012: [Success for Geneva’s Children 2016 Data Report](#).
- The remaining data come from [Success for Geneva’s Children Data Books](#).

### Special Education Services for Elementary School Students (Thru April)



- Source for data through 2014–2015 [Success for Geneva’s Children 2016 Data Report](#).
- Source for later data: Geneva City School District, Office of Student Services.

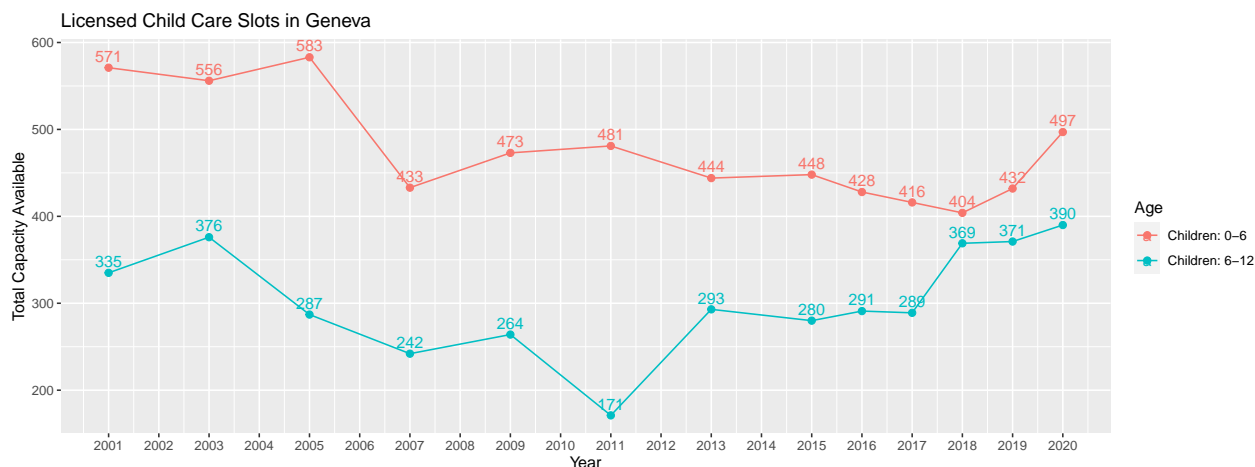
## Committee for Preschool Special Education Referrals



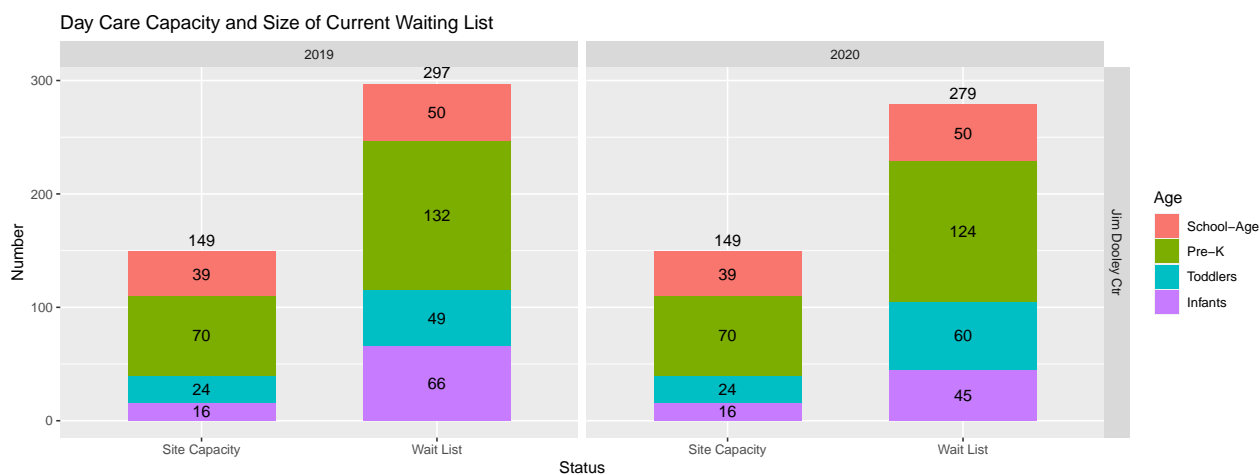
- The Committee for Preschool Special Education (CPSE) is a committee of the Geneva City School District specifically assigned with making sure that children ages 3 to 5 are referred for an evaluation if it is suspected that the child has a disability. It may be a physical disability, speech and language issue, learning issue, autism, etc. Once evaluated if the child qualifies for services, Ontario County pays for whatever program or therapy is required (ages 3-5) but the school district is responsible for making sure the children receive the services.
- The Committee on Preschool Special Education:
  - Accepts referrals made by parents, physicians, preschool programs and other sources and forwards the referrals to an Evaluation Team.
  - Receives the recommendation of the Evaluation Team and approves the provision of appropriate services, such as speech therapy or physical therapy, when needed.
  - Reviews each child's progress on a regular basis. The Committee on Preschool Special Education at the School District works in conjunction with the Ontario County Public Health Office of Children with Special Needs in the provision of these services.
- Source: Geneva City School District, Office of Student Services.

## Goal 7: Children have the opportunity to attend quality early childhood and care programs

### Licensed Child Care Capacity by Year



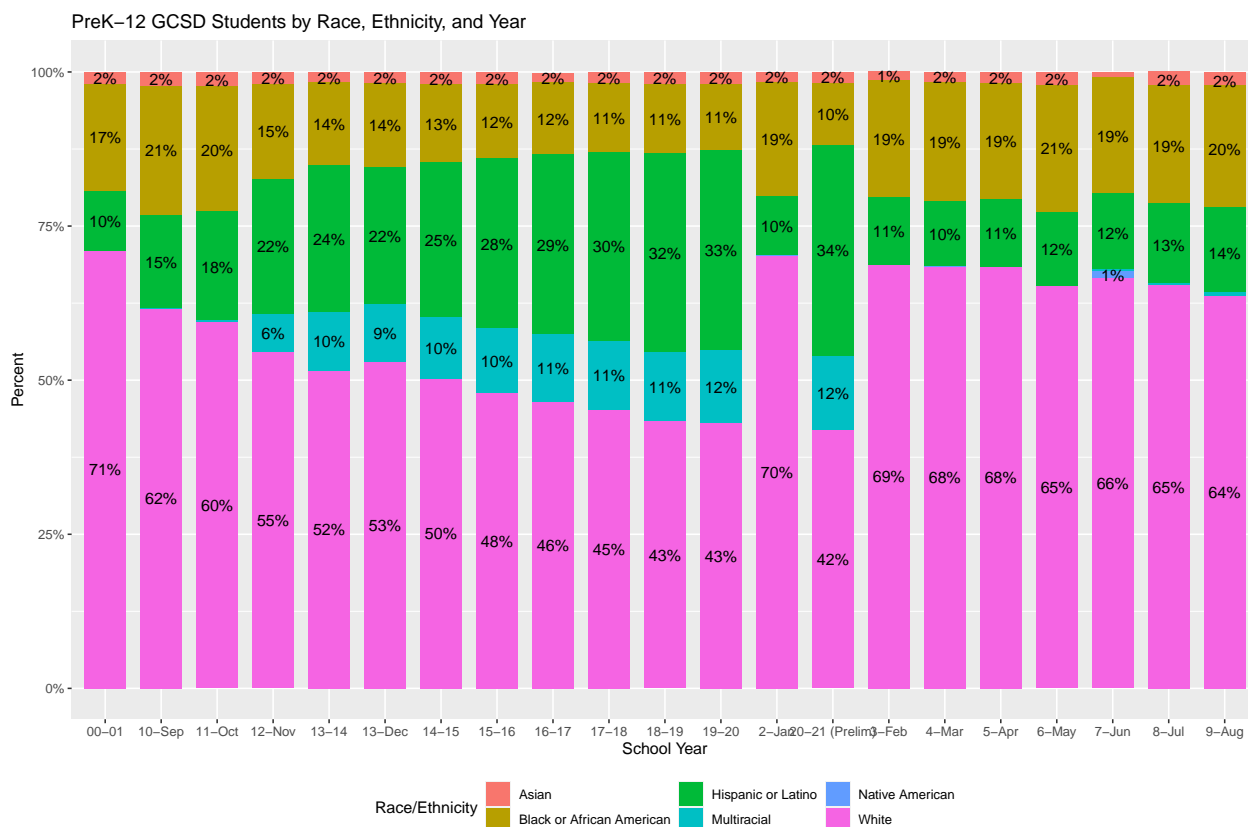
### Child Care Capacities and Waiting Lists by Location



- Note: The total number of child care slots at any location is contingent upon the ages of the children. Sources for the upper graph: For data through 2018 see [Success for Geneva's Children Data Books](#). For 2019 see Child & Family Resources, Inc.: A Look at Child Care in Ontario County, 2018–2019.
- The data in the lower graph provide a snapshot in time (May 2019) of the licensed child care providers in Geneva. Additionally, 9 Legally Exempt Family Child Care Programs (care done in a provider's home) report a total of 16 individuals on waiting lists for infant care and 12 on waiting lists for toddler care. There is a need for additional child care slots for all age groups, especially for infants.
- Source for the lower graph: Jim Dooley Center for Early Learning.

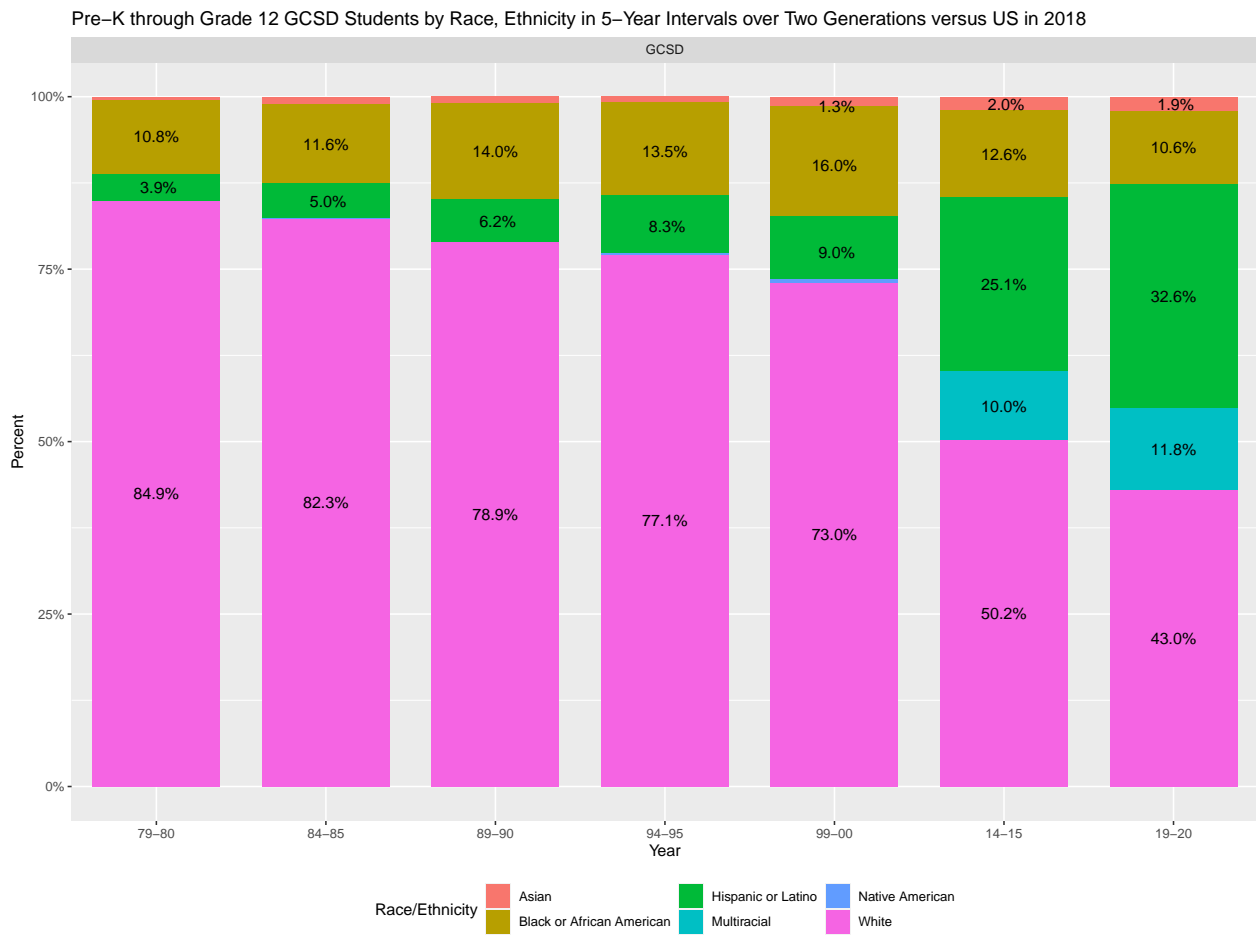
## Goal 8: Children attend quality schools and succeed

### Students by Race and Ethnicity: Shift in a Generation



- Groups with less than 1% in a given year are displayed in the graph, but not labeled.
- Note the dramatic change in twenty years.
- The *Finger Lakes Times* (9/27/2018, page 7A) reported that the Geneva school district "is ranked in the top three of the most diverse school districts in the state with more than half of the city's students classified as minorities. In particular, the district has had a 5 percent increase in Hispanic students, including a number of displaced students from Puerto Rico, which was hit hard by two hurricanes in 2017.
- Perhaps using different criteria, [newyorkupstate.com](https://expo.newyorkupstate.com/news/erry-2018/10/a46b0823d39496/diverse-school-district-upstat.html) reports that Niche.com rated the Geneva City School District as the sixth most diverse school district in Upstate New York for 2019. (See <https://expo.newyorkupstate.com/news/erry-2018/10/a46b0823d39496/diverse-school-district-upstat.html>) The Niche rating uses the U.S. Department of Education's Student Racial Diversity Index, Economically Disadvantaged Percent, and Gender Diversity Index, as well as Parent/Student survey data to rate schools. (See <https://www.niche.com/about/methodology/most-diverse-school-districts/>)
- Source: [NYSED Information and Reporting Services: Public School Enrollment](#).
- Data reported annually on Basic Educational Data System (BEDS) day each October. Data for the intervening years are available.

## Changing Student Demographics in Two Generations



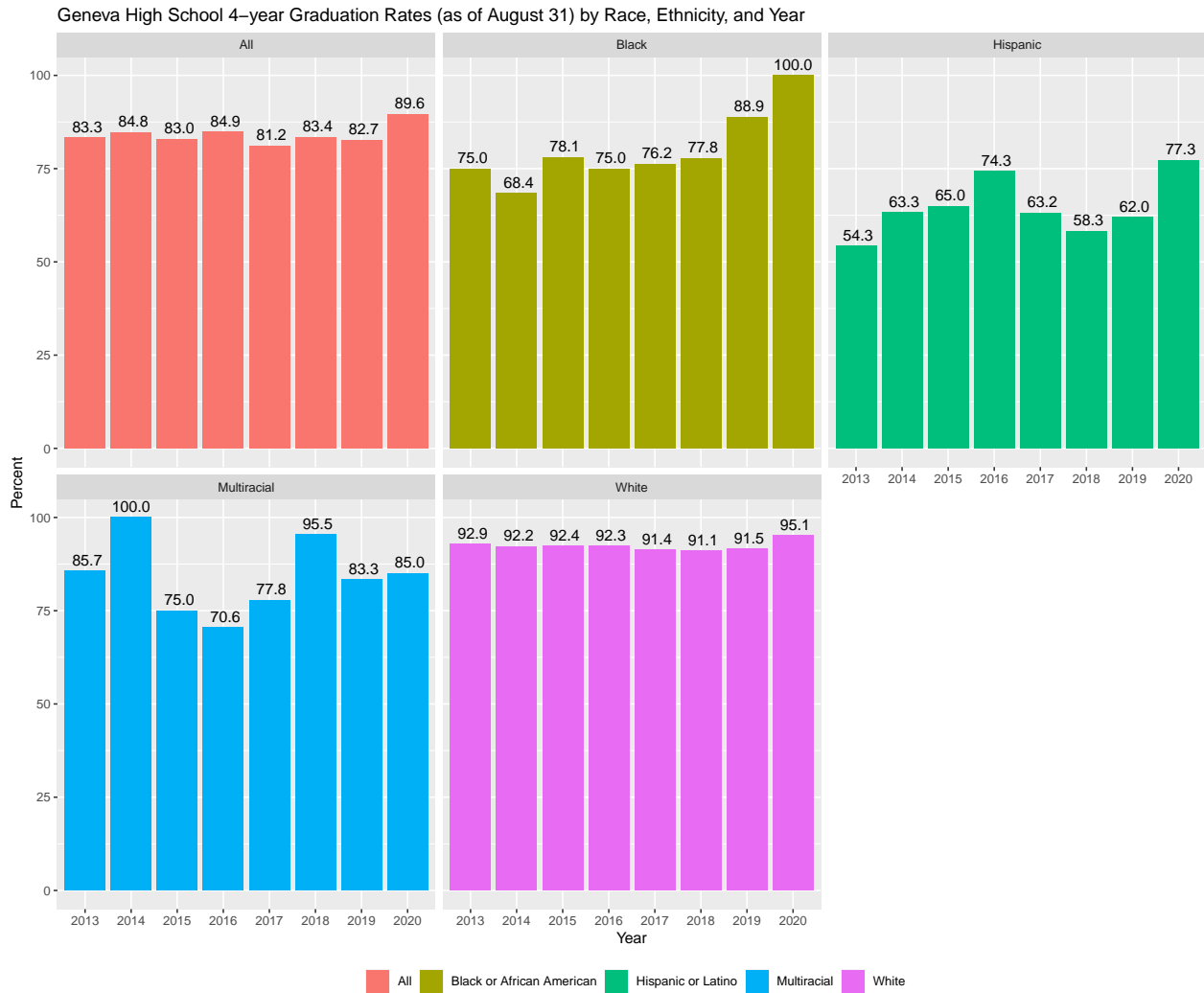
- In two generations, the school population has gone from 85% white to 57% students of color.
- By the 2019–2020, the student population in the Geneva City Public Schools was more diverse than the population of school-age children (5–17) in the entire United States (compare the final two bars in the graph above).
- Source: [NYSED Information and Reporting Services: Public School Enrollment](#) and [The Annie E. Casey Foundation KIDS COUNT Data Center](#).

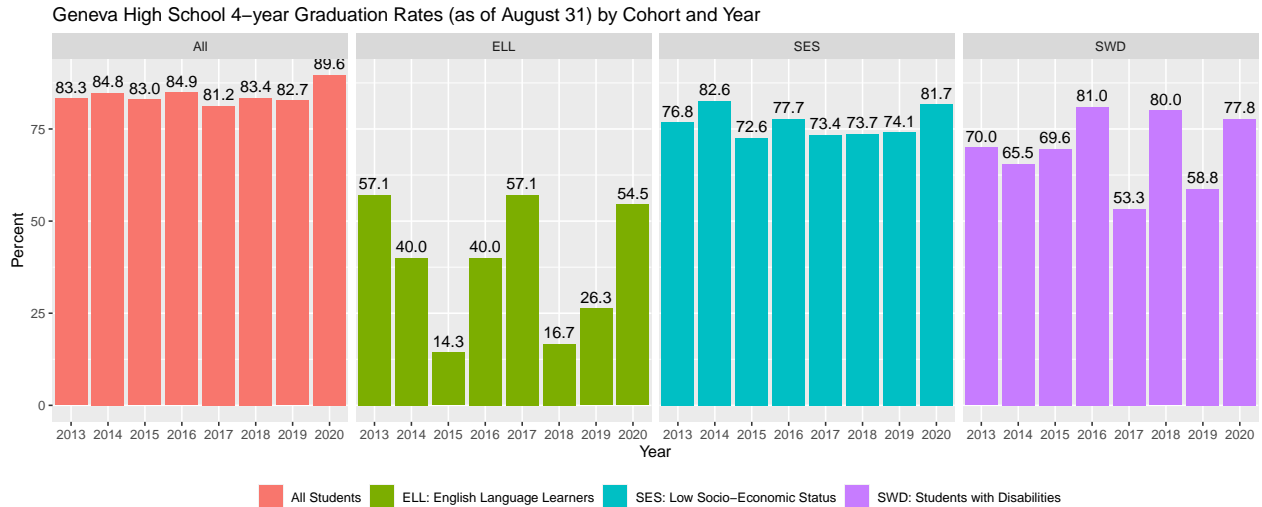


## Geneva High School Graduation Rates

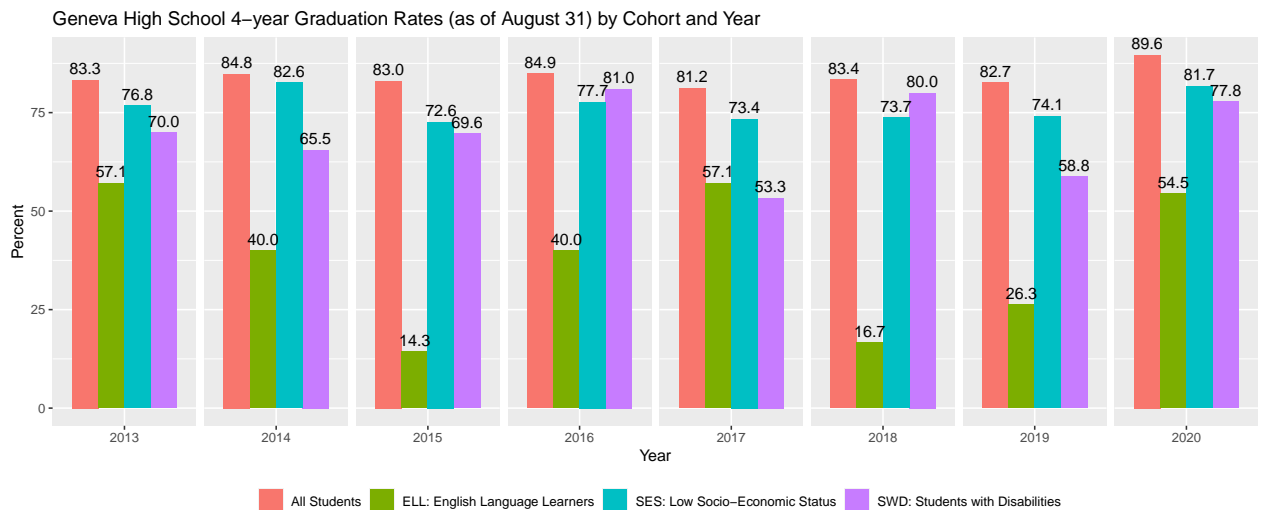
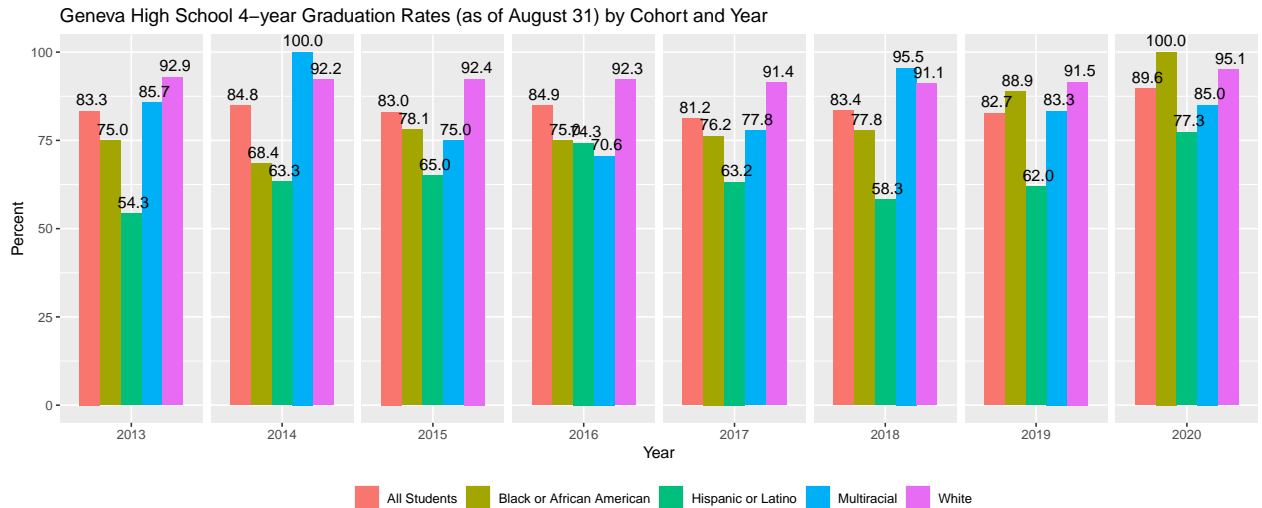
Table 4: Geneva High School 4-year Graduation Rates (as of August 31) by Cohort, and Year

Year	All	Multiracial	Black	White	Hispanic	SWD	ELL	SES
2020	89.6	85.0	100.0	95.1	77.3	77.8	54.5	81.7
2019	82.7	83.3	88.9	91.5	62.0	58.8	26.3	74.1
2018	83.4	95.5	77.8	91.1	58.3	80.0	16.7	73.7
2017	81.2	77.8	76.2	91.4	63.2	53.3	57.1	73.4
2016	84.9	70.6	75.0	92.3	74.3	81.0	40.0	77.7
2015	83.0	75.0	78.1	92.4	65.0	69.6	14.3	72.6
2014	84.8	100.0	68.4	92.2	63.3	65.5	40.0	82.6
2013	83.3	85.7	75.0	92.9	54.3	70.0	57.1	76.8



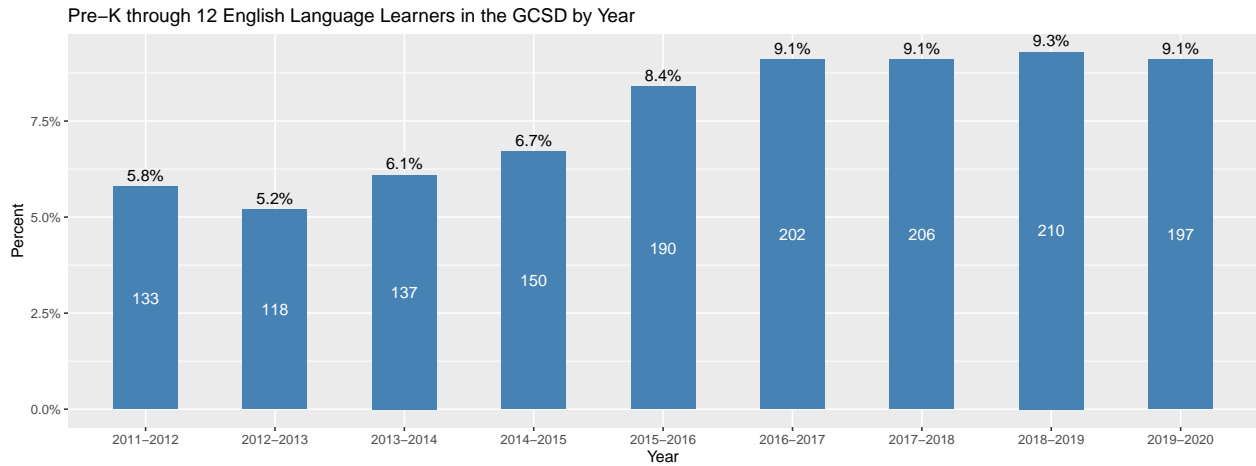


This is the same information as above, but faceted by year rather than student cohort.



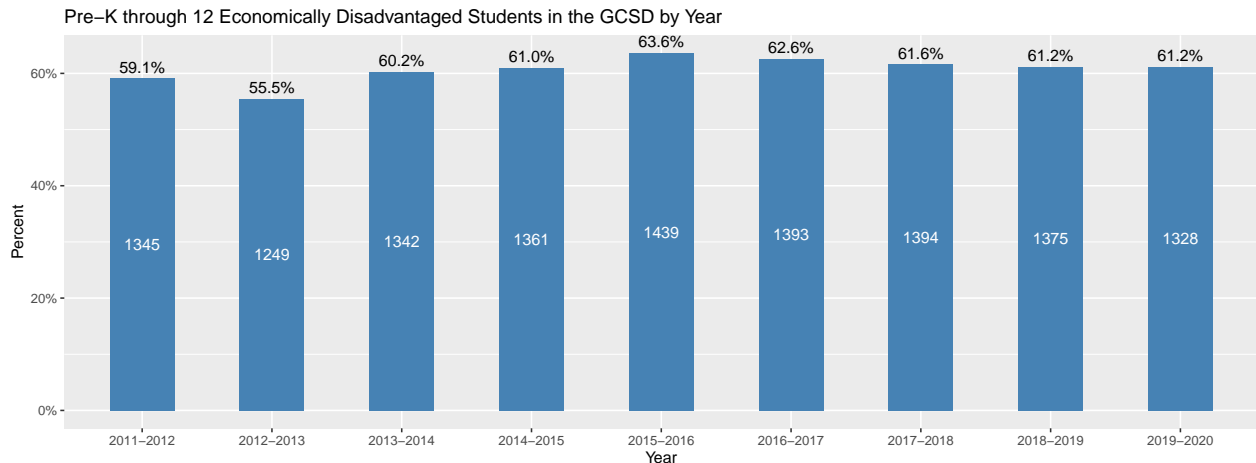
- Source: [NYSED: Geneva High School Graduation Rate Data 4 Year Outcome as of August 2020](#).

## English Language Learners in the Geneva School District



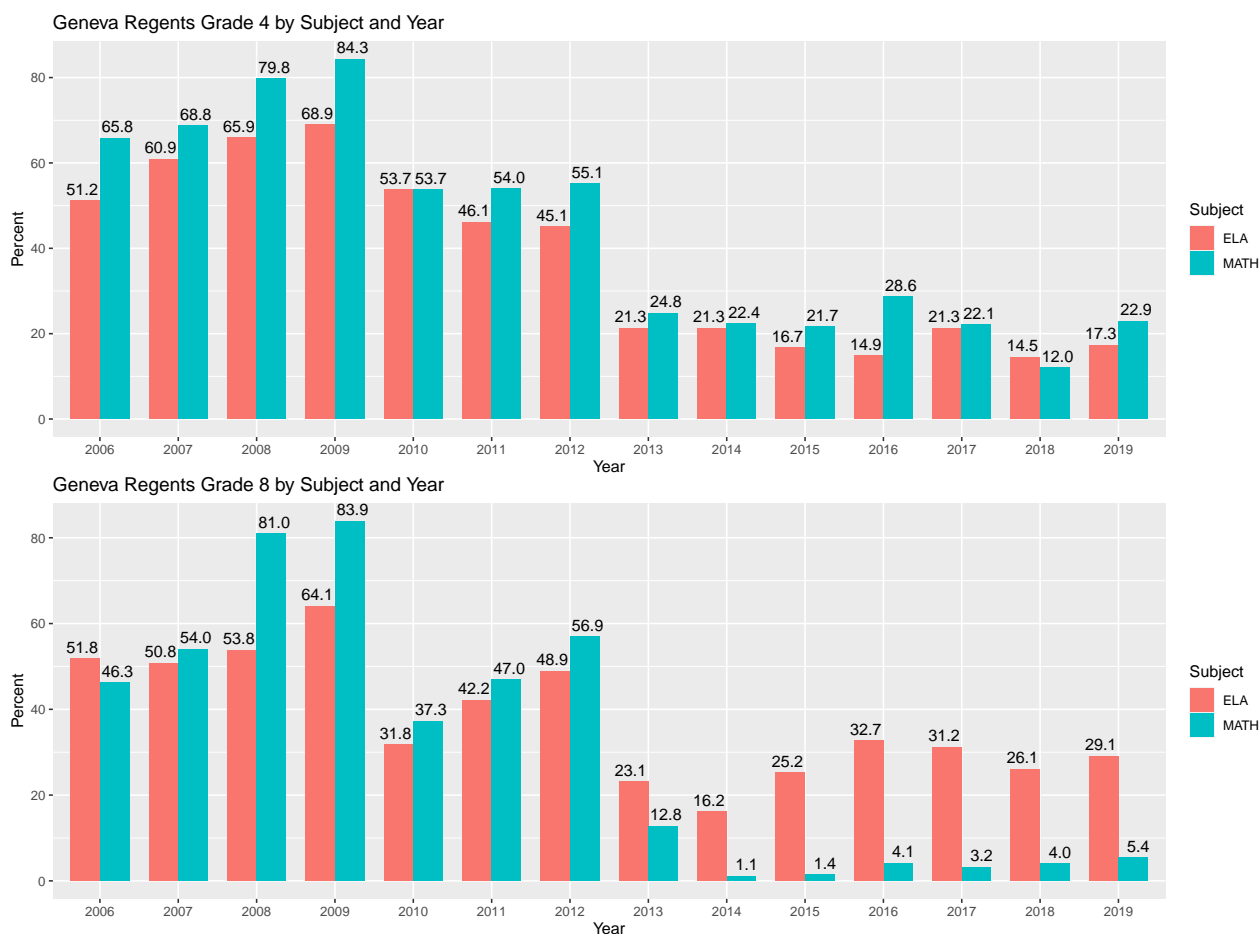
- The number of English Language Learners in Geneva City Schools in grades Pre-K through 12 is shown within each bar.
- Note: These data differ slightly from those reported in 2019; data now include Pre-K students from 2011-2012 (when it first became available) onward.
- Data are reported annually on Basic Educational Data System (BEDS) day each October.
- Source: [NYSED Information and Reporting Services: Public School Enrollment](#).

## Economically Disadvantaged Students in the Geneva School District



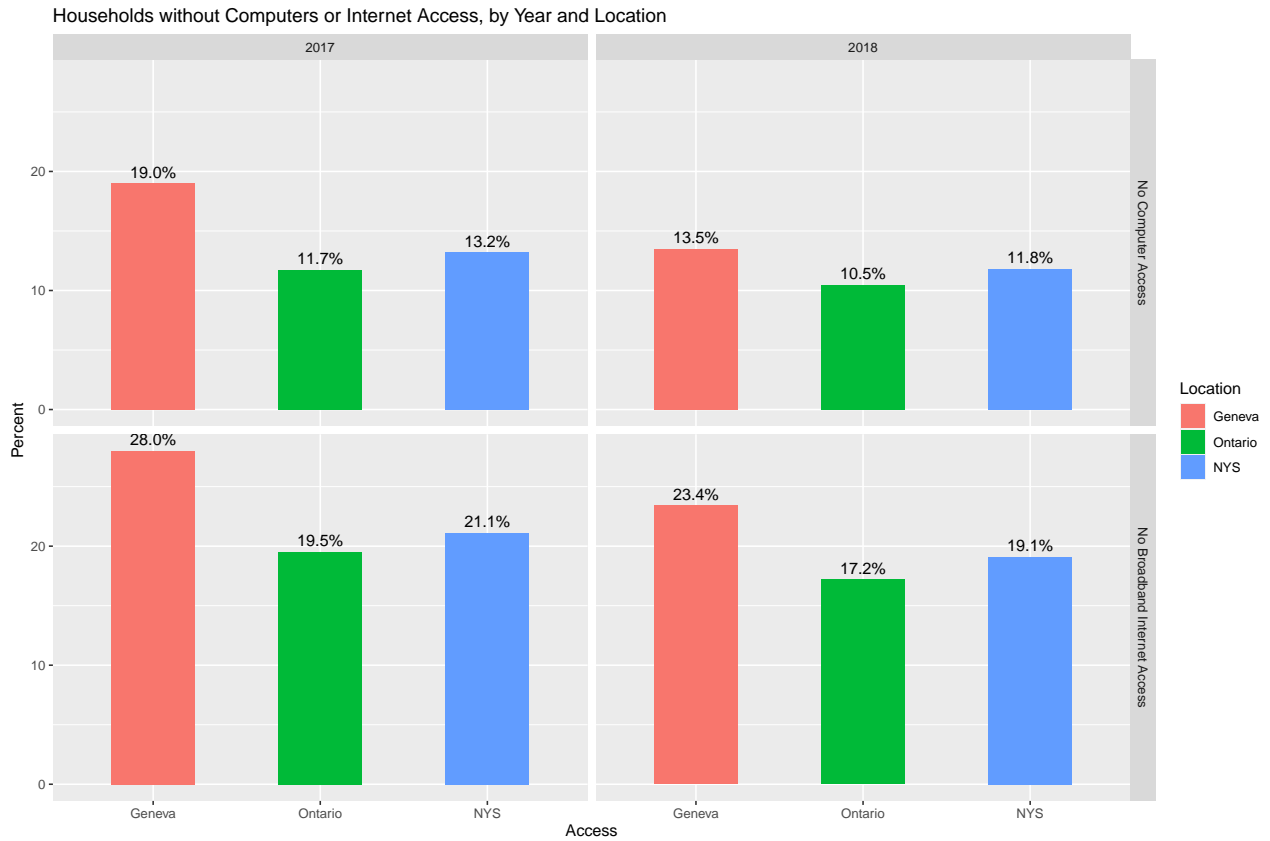
- The number of Economically Disadvantaged Students in Geneva City Schools in grades Pre-K through 12 is shown within each bar.
- Data are reported annually on Basic Educational Data System (BEDS) day each October.
- Source: [NYSED Information and Reporting Services: Public School Enrollment](#).

## New York State Assessment, Grades 4 and 8 in the GCSD



- **Data are for the entire Geneva City School District.** The 2019–2020 assessments were cancelled because of the COVID-19 pandemic.
- Due to changes in the 2016 exams, the proficiency rates from exams prior to 2016 are not directly comparable to the 2016 proficiency rates.
- Because of the State’s new two-session test design and performance standards, the 2018 Grades 3-8 ELA and math results cannot be compared with prior-year results. The new baseline established this year (2018) will enable comparisons with student scores in 2019 and 2020.
- In the 2009–2010 and 2012–2013 school years, the large decreases in achievement are largely attributable to a state-level change in what standard constituted a 3 or 4 on the exam.
- Sources: <https://data.nysed.gov/reportcard.php?instid=800000040585&year=2011&createreport=1&38ELA=1&38MATH=1> for 2011 and later years; <https://data.nysed.gov/files/reportcards/archive/2009-10/AOR-2010-430700010000.pdf> for 2010 and earlier years.
- At least for the 8th grade since 2014, the data may not be a true reflection of students’ progress because large numbers of students did not take the exams. For example, in 2018 only 60% of 8th graders took the ELA exam and 49% took the Mathematics exam.

## Households without Computers or Internet Access



- Lack of access to home computers and the internet is roughly 30% higher in Geneva than Ontario County.
- How has this affected education in the the Geneva School District during the COVID-19 pandemic?

Source: [ACS: Types of Computers and Internet Subscriptions, 2018](#). Note: Data for earlier years may be obtained at this same link using the drop-down Product menu.

## Goal 9: The community and schools respect and foster diversity

### The Community Has Activities and Events for Families—Availability of Services for Parents

#### Programs:

**Child and Family Resources:** [Healthy Families Program](#).

[https://cfr.clubexpress.com/content.aspx?page\\_id=22&club\\_id=626081&module\\_id=15119](https://cfr.clubexpress.com/content.aspx?page_id=22&club_id=626081&module_id=15119)

Choose Health Action Teen (CHAT) Healthy Eating and Living Program—Finger Lakes

Health partnering with schools and others upon request

Maternity and Single Parenting Support Program—Catholic Charities of the Finger Lakes

Educational programs for adults and children—Geneva Public Library

Recreational and educational programs for children and youth—Boys and Girls Club, Girl Scouts, Boy Scouts

[Geneva Reads](https://www.genevareads.org). <https://www.genevareads.org>.

Geneva Counts—Hobart and William Smith Colleges

Parenting education and awareness programs for divorced/separating parents—Child and Family Resources

Walk and Talk—Finger Lakes Health

Big Brothers Big Sisters school- and community-based mentoring

Youth Court—Partnership for Ontario County

Finger Lakes Parents Supporting Children with Autism—Happiness House and Geneva

City School Ontario ARC Youth Recreation Program

City of Geneva's Youth Corps (middle and high school students)

West Street School PAWS nights (for families)

North Street School PAWS nights (for families)

#### Classes:

Parenting Skills Workshop—Cornell Cooperative Extension

TASC (previously known as GED) in English and Spanish—Finger Lakes Community College

#### Services:

Mental health counseling for individuals, couples and families—Family Counseling of the Finger Lakes

Hypertrophic Cardiomyopathy Screening—Finger Lakes Health Dine and Discuss- Finger Lakes Health

#### Support groups:

Single parent support group—Cornell Cooperative Extension

Second Time Around Parents—Cornell Cooperative Extension Finger Lakes Parent Support Network

Child & Family Resource Center

Child Care Resources and Referral Services:

Parent Education and Support

Child Care Provider Services

Support for Community & Business

Family Promise of Ontario County

#### Advocacy Groups:

NAACP

Ontario County Youth Bureau

Success For Geneva's Children

Legal Assistance of the Finger Lakes

Child Advocacy Center of the Finger Lakes

#### Online Resources:

[ConnectGeneva](http://www.connectgeneva.com): <http://www.connectgeneva.com>. Find resources to meet a variety of community needs.

## The Community Has Activities and Events that are Oriented Toward Families and Celebrate Cultural Diversity

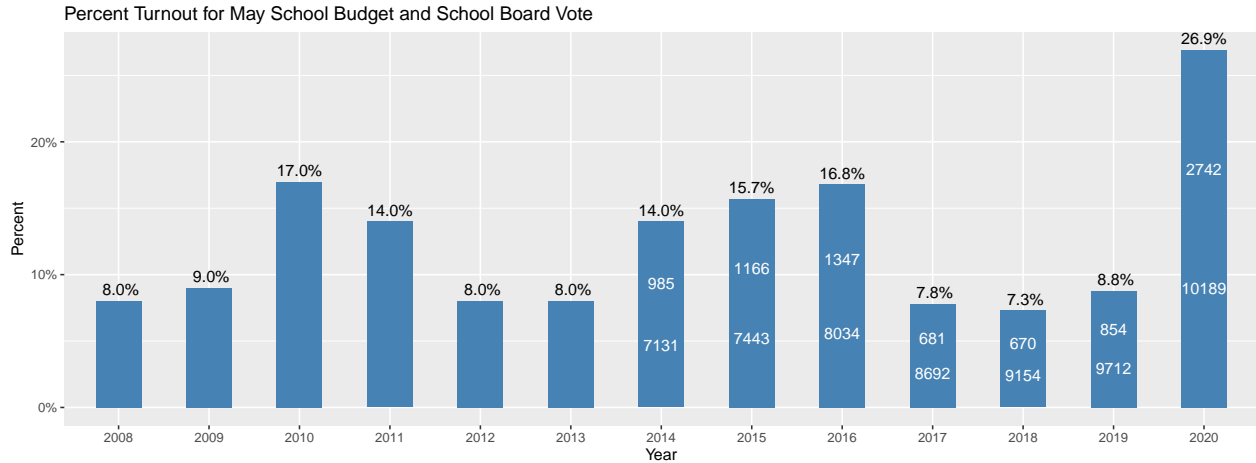
There are many ongoing activities and events in Geneva sponsored by a variety of organizations. The list below is a sampling.

Spring	Summer
Geneva Reads Book Fest Geneva Reads Community Read Month Boys & Girls Club Bowl-a-thon Easter Brunch & Egg Hunt at American Legion St. Francis—St. Stephen's Old Time Family Fun Festival Arbor Day Tree Planting Child and Family Resources Family Connections Pinwheel Garden Event Festival of Nations at Geneva High School Pulteney Park clean up National Lake Trout Derby YMCA Frostfest Fundraiser Knights of Columbus St. Patrick's 5k Seneca 7—77.7 mile relay race around Seneca Lake Thrive to Survive Middle Finger 5k Becky Adonna TLC 5k HWS Spring Day of Service	Relay for Life at GHS Geneva Music Festival Latino Fest at Bicentennial Park American Legion Festival Musselman Triathlon Mt. Olive Carnival at Lakefront Fireman's Parade Geneva BID Cruisin' Night Jim Dooley Center Cubby Chase 5 & 10k Annual Glorious Garlic Festival St. Paul's Back to School Youth Block Party Presbyterian Church Strawberry Festival FLX Pride Festival Project Restore Block Party Downtown Geneva Farmer's Market Geneva Lakefront Summer Concert Series Lakefront Farmer's Market STEAM Camp—FLCC Geneva Campus Rose Soiré—Geneva Community Projects fundraiser Geneva Half Marathon HWS First-year Orientation Day of Service
Fall	Winter
HWS Fall Day of Service Child and Family Resources Family Connections Pinwheel Garden Event Veteran's Day at the Armory Holiday Farmers Market HWS Homecoming Weekend Plein Air Festival FLX Fire & Smoke BBQ Festival Halloween Parade Rylie J's Boo & Brew 5k Geneva 2020 Annual Community Report Downtown Geneva Farmer's Market	Mayor's Tree Lighting Ceremony Child and Family Resources Family Connections Pinwheel Garden Event HWS—Martin Luther King Jr Day of Service Martin Luther King Jr. Annual March Geneva Recreation Complex—Public Ice Skating

Additional activities are listed on the Chamber of Commerce website: <http://genevanychamber.chambermaster.com/events/calendar?moduleversion=3>

## Goal 10: Families exercise their voices and their votes in strengthening the Geneva community

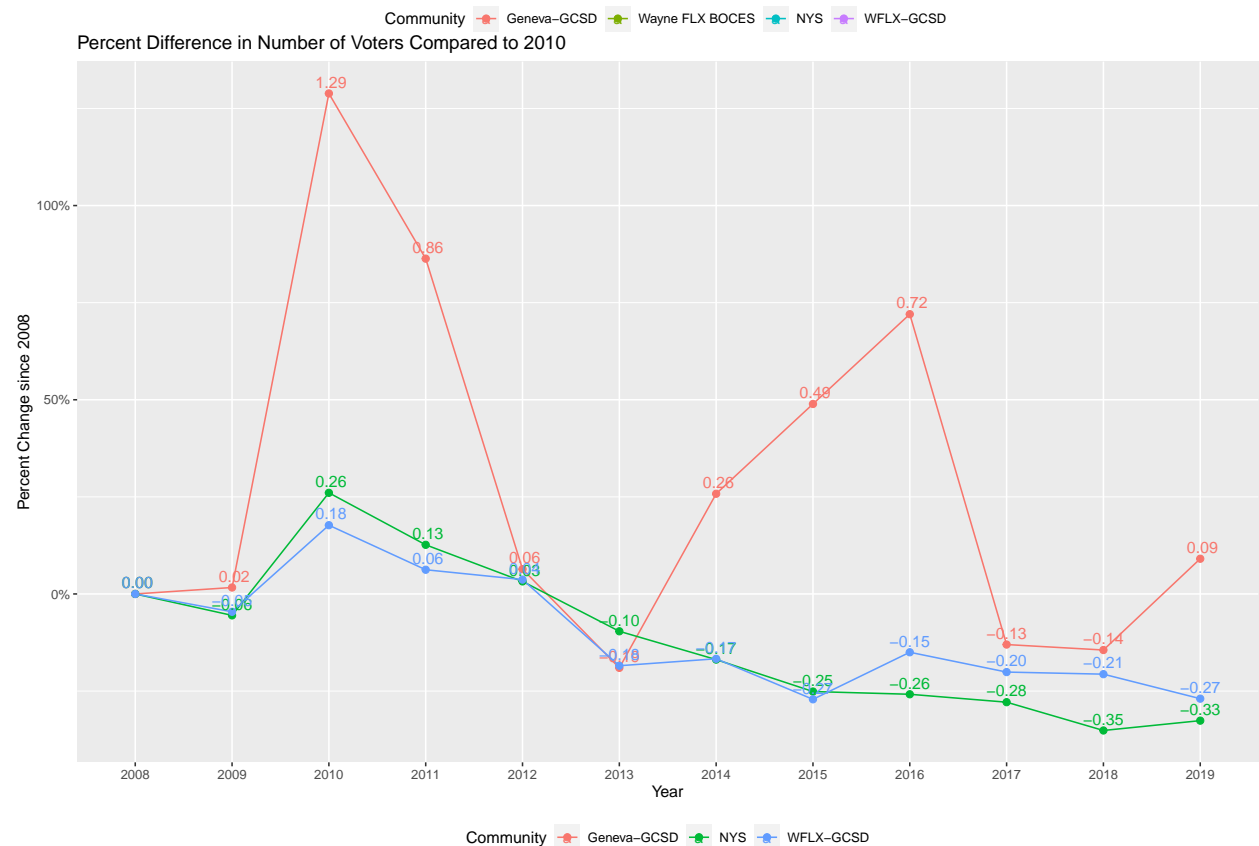
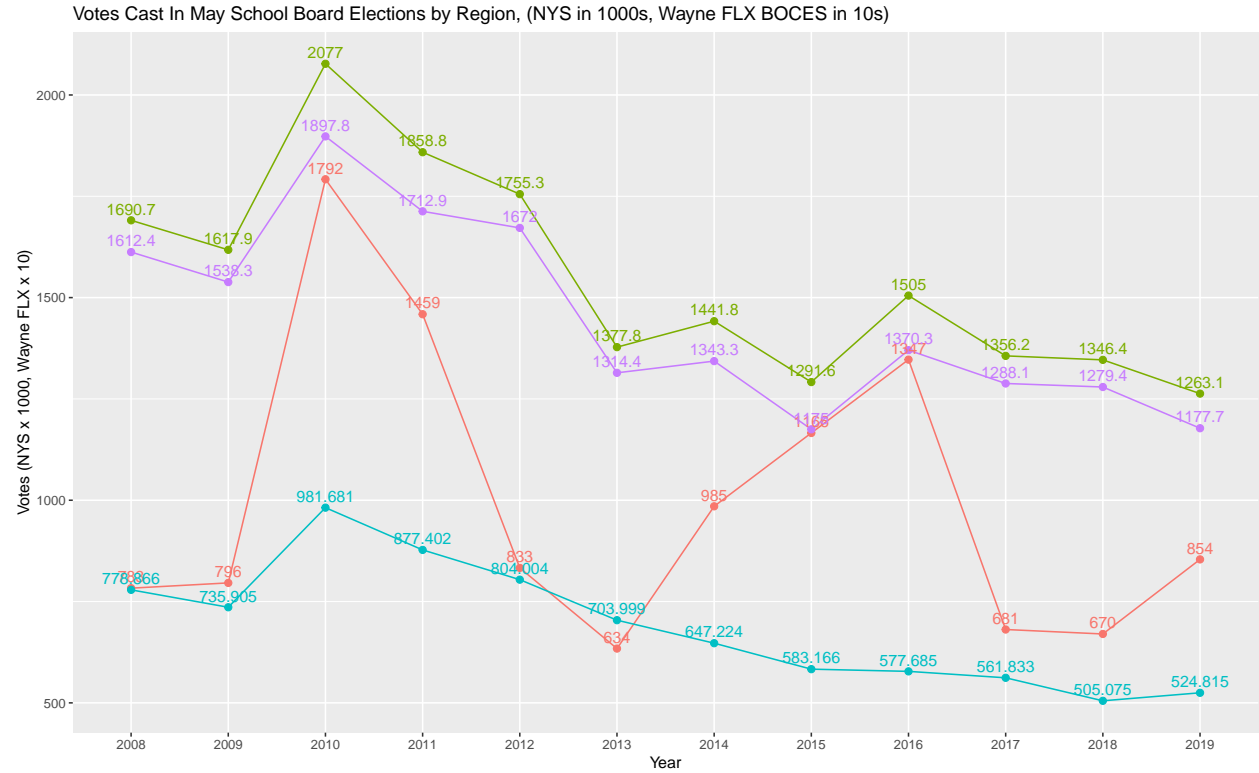
### May School Budget Voter Turnout in the Geneva City School District



- Voters eligible to vote in Geneva City School District reside in the City or Town of Geneva in Ontario County, in Benton in Yates County, and only the parts of Waterloo that are in the Geneva School District, in Seneca County.
- Data for 2014–2020 were calculated as follows. The voter turnout (upper value shown within each bar) was obtained from [NYSED: Satewide school District Budget Voting Results](#). The number of eligible voters (lower value within bar) was obtained from the Commissioners of the Ontario County Board of Elections and the percent voting (above the bar) was then calculated. Data for previous years obtained from [Success for Geneva’s Children 2016 Data Report](#).



## May School Budget Voter Comparison of GCSD to NYS and FLX



- Source: [NYSED: Satewide school District Budget Voting Results](#).
- The Tax Cap was implemented between the 2011 and 2012 elections.
- Statewide turnout in 2018 fell 10 percent over 2017 and is down more than 35 percent from 10 years ago. In 2008, 778,866 New Yorkers voted on their local school budgets. In 2018, 505,075 people voted. In 2018, turnout was 48.5 percent less than at its 2010 peak.
- The Geneva City School District is part of the Wayne-Finger Lakes BOCES District

## Expanded Data Links

The list below gives the actual url for each online source used in this document. Both the link in blue and the associated url will take you to the relevant resource. Many of the U.S. Census (ACS) and New York State links can be easily modified to provide previous years' data by changing the occurrence of 2018 in the link to an earlier year.

- [The Annie E. Casey Foundation KIDS COUNT Data Center](https://datacenter.kidscount.org/data/tables/8446-child-population-by-race-and-age-group#detailed/1/any/false/37/68,69,67,12,70,66,71,13|30/17077): <https://datacenter.kidscount.org/data/tables/8446-child-population-by-race-and-age-group#detailed/1/any/false/37/68,69,67,12,70,66,71,13|30/17077>
- [ACS Demographic Characteristics for Geneva, 2018](https://data.census.gov/cedsci/table?q=&d=ACS%205-Year%20Estimates%20Data%20Profiles&table=DP05&tid=ACSDP5Y2018.DP05&g=0400000US36_1600000US3628640): [https://data.census.gov/cedsci/table?q=&d=ACS%205-Year%20Estimates%20Data%20Profiles&table=DP05&tid=ACSDP5Y2018.DP05&g=0400000US36\\_1600000US3628640](https://data.census.gov/cedsci/table?q=&d=ACS%205-Year%20Estimates%20Data%20Profiles&table=DP05&tid=ACSDP5Y2018.DP05&g=0400000US36_1600000US3628640)
- [ACS Demographic Characteristics for Ontario County, 2018](https://data.census.gov/cedsci/table?q=&d=ACS%205-Year%20Estimates%20Data%20Profiles&table=DP05&tid=ACSDP5Y2018.DP05&g=0400000US36_0500000US36069): [https://data.census.gov/cedsci/table?q=&d=ACS%205-Year%20Estimates%20Data%20Profiles&table=DP05&tid=ACSDP5Y2018.DP05&g=0400000US36\\_0500000US36069](https://data.census.gov/cedsci/table?q=&d=ACS%205-Year%20Estimates%20Data%20Profiles&table=DP05&tid=ACSDP5Y2018.DP05&g=0400000US36_0500000US36069)
- [ACS Poverty Status in the Last 12 Months, Table ID: S1701](https://data.census.gov/cedsci/table?q=poverty%20by%20race%20new%20york%20state,%20geneva,%20ny&g=1600000US3628640_0400000US36_0500000US36069_0100000US&tid=ACSST5Y2018.S1701&t=Poverty&layer=place&hidePreview=true): [https://data.census.gov/cedsci/table?q=poverty%20by%20race%20new%20york%20state,%20geneva,%20ny&g=1600000US3628640\\_0400000US36\\_0500000US36069\\_0100000US&tid=ACSST5Y2018.S1701&t=Poverty&layer=place&hidePreview=true](https://data.census.gov/cedsci/table?q=poverty%20by%20race%20new%20york%20state,%20geneva,%20ny&g=1600000US3628640_0400000US36_0500000US36069_0100000US&tid=ACSST5Y2018.S1701&t=Poverty&layer=place&hidePreview=true)
- [ACS Economic Characteristics for Geneva, 2018](https://data.census.gov/cedsci/table?q=&d=ACS%205-Year%20Estimates%20Data%20Profiles&table=DP03&tid=ACSDP5Y2018.DP03&g=0400000US36_1600000US3628640): [https://data.census.gov/cedsci/table?q=&d=ACS%205-Year%20Estimates%20Data%20Profiles&table=DP03&tid=ACSDP5Y2018.DP03&g=0400000US36\\_1600000US3628640](https://data.census.gov/cedsci/table?q=&d=ACS%205-Year%20Estimates%20Data%20Profiles&table=DP03&tid=ACSDP5Y2018.DP03&g=0400000US36_1600000US3628640)
- [ACS Economic Characteristics for Ontario County, 2018](https://data.census.gov/cedsci/table?q=&d=ACS%205-Year%20Estimates%20Data%20Profiles&table=DP05&tid=ACSDP5Y2018.DP05&g=0400000US36_0500000US36069): [https://data.census.gov/cedsci/table?q=&d=ACS%205-Year%20Estimates%20Data%20Profiles&table=DP05&tid=ACSDP5Y2018.DP05&g=0400000US36\\_0500000US36069](https://data.census.gov/cedsci/table?q=&d=ACS%205-Year%20Estimates%20Data%20Profiles&table=DP05&tid=ACSDP5Y2018.DP05&g=0400000US36_0500000US36069)
- [ACS Selected Social Characteristics for Geneva, 2018](https://data.census.gov/cedsci/table?q=&d=ACS%205-Year%20Estimates%20Data%20Profiles&table=DP02&tid=ACSDP5Y2018.DP02&y=2018&g=0400000US36_1600000US3628640): [https://data.census.gov/cedsci/table?q=&d=ACS%205-Year%20Estimates%20Data%20Profiles&table=DP02&tid=ACSDP5Y2018.DP02&y=2018&g=0400000US36\\_1600000US3628640](https://data.census.gov/cedsci/table?q=&d=ACS%205-Year%20Estimates%20Data%20Profiles&table=DP02&tid=ACSDP5Y2018.DP02&y=2018&g=0400000US36_1600000US3628640)
- [ACS Selected Social Characteristics for Ontario County, 2018](https://data.census.gov/cedsci/table?q=&d=ACS%205-Year%20Estimates%20Data%20Profiles&table=DP02&tid=ACSDP5Y2018.DP02&y=2018&g=0400000US36_0500000US36069): [https://data.census.gov/cedsci/table?q=&d=ACS%205-Year%20Estimates%20Data%20Profiles&table=DP02&tid=ACSDP5Y2018.DP02&y=2018&g=0400000US36\\_0500000US36069](https://data.census.gov/cedsci/table?q=&d=ACS%205-Year%20Estimates%20Data%20Profiles&table=DP02&tid=ACSDP5Y2018.DP02&y=2018&g=0400000US36_0500000US36069)
- [ACS Poverty Status in the Past 12 Months of Individuals by Sex by Educational Attainment for Geneva, 2018](https://data.census.gov/cedsci/table?q=&d=ACS%205-Year%20Estimates%20Data%20Profiles&table=DP04&tid=ACSDP5Y2018.DP04&g=0400000US36_1600000US3628640&lastDisplayedRow=21&vintage=2018&mode=): [https://data.census.gov/cedsci/table?q=&d=ACS%205-Year%20Estimates%20Data%20Profiles&table=DP04&tid=ACSDP5Y2018.DP04&g=0400000US36\\_1600000US3628640&lastDisplayedRow=21&vintage=2018&mode=](https://data.census.gov/cedsci/table?q=&d=ACS%205-Year%20Estimates%20Data%20Profiles&table=DP04&tid=ACSDP5Y2018.DP04&g=0400000US36_1600000US3628640&lastDisplayedRow=21&vintage=2018&mode=)
- [ACS Employment Characteristics of Families, 2018](https://data.census.gov/cedsci/table?q=EMPLOYMENT%20CHARACTERISTICS%20OF%20FAMILIES%20New%20York%20State%20Ontario%20County,%20NY%20%20%20Geneva,%20NY&g=0500000US36069_1600000US3628640_0400000US36&lastDisplayedRow=22&table=S2302&tid=ACSST5Y2018.S2302&t=Employment&vintage=2018&mode=): [https://data.census.gov/cedsci/table?q=EMPLOYMENT%20CHARACTERISTICS%20OF%20FAMILIES%20New%20York%20State%20Ontario%20County,%20NY%20%20%20Geneva,%20NY&g=0500000US36069\\_1600000US3628640\\_0400000US36&lastDisplayedRow=22&table=S2302&tid=ACSST5Y2018.S2302&t=Employment&vintage=2018&mode=](https://data.census.gov/cedsci/table?q=EMPLOYMENT%20CHARACTERISTICS%20OF%20FAMILIES%20New%20York%20State%20Ontario%20County,%20NY%20%20%20Geneva,%20NY&g=0500000US36069_1600000US3628640_0400000US36&lastDisplayedRow=22&table=S2302&tid=ACSST5Y2018.S2302&t=Employment&vintage=2018&mode=)
- [ACS Households and Families, 2018](https://data.census.gov/cedsci/table?q=HOUSEHOLDS%20AND%20FAMILIES%20%20New%20York%20State%20Ontario%20County,%20NY%20%20%20Geneva,%20NY&g=0500000US36069_1600000US3628640_0400000US36&lastDisplayedRow=25&table=S1101&tid=ACSST5Y2018.S1101&vintage=2018&mode=): [https://data.census.gov/cedsci/table?q=HOUSEHOLDS%20AND%20FAMILIES%20%20New%20York%20State%20Ontario%20County,%20NY%20%20%20Geneva,%20NY&g=0500000US36069\\_1600000US3628640\\_0400000US36&lastDisplayedRow=25&table=S1101&tid=ACSST5Y2018.S1101&vintage=2018&mode=](https://data.census.gov/cedsci/table?q=HOUSEHOLDS%20AND%20FAMILIES%20%20New%20York%20State%20Ontario%20County,%20NY%20%20%20Geneva,%20NY&g=0500000US36069_1600000US3628640_0400000US36&lastDisplayedRow=25&table=S1101&tid=ACSST5Y2018.S1101&vintage=2018&mode=)
- [Geneva 2020 Community Report, 2018](https://www.hws.edu/about/pdfs/Geneva2020_community_report2018.pdf): [https://www.hws.edu/about/pdfs/Geneva2020\\_community\\_report2018.pdf](https://www.hws.edu/about/pdfs/Geneva2020_community_report2018.pdf)

- **Geneva 2020 Community Report, 2016:** [https://www.hws.edu/about/pdfs/Geneva2020\\_community\\_report2016.pdf](https://www.hws.edu/about/pdfs/Geneva2020_community_report2016.pdf)
- **Table 7: Live Births by Mother's Age and Resident County, New York State 2018:** [https://www.health.ny.gov/statistics/vital\\_statistics/2018/table07.htm](https://www.health.ny.gov/statistics/vital_statistics/2018/table07.htm)
- **Table 9: Live Births by Race/Ethnicity and Resident County, New York State 2018:** [https://www.health.ny.gov/statistics/vital\\_statistics/2018/table09.htm](https://www.health.ny.gov/statistics/vital_statistics/2018/table09.htm)
- **Table 11: Low Birthweight Live Births by Mother's Age and Resident County New York State - 2018:** [https://www.health.ny.gov/statistics/vital\\_statistics/2018/table11.htm](https://www.health.ny.gov/statistics/vital_statistics/2018/table11.htm)
- **Table 12: Live Births by Month Prenatal Care Began and Resident County, New York State 2018:** [https://www.health.ny.gov/statistics/vital\\_statistics/2018/table12.htm](https://www.health.ny.gov/statistics/vital_statistics/2018/table12.htm)
- **Table 45: Infant Deaths, Neonatal Deaths, Post Neonatal Deaths and Perinatal Mortality by Resident County, New York State, 2018:** [https://www.health.ny.gov/statistics/vital\\_statistics/2018/table45.htm](https://www.health.ny.gov/statistics/vital_statistics/2018/table45.htm)
- **Table 30: Total Pregnancies and Teenage Pregnancies by Type and Resident County New York State, 2018:** [https://www.health.ny.gov/statistics/vital\\_statistics/2018/table30.htm](https://www.health.ny.gov/statistics/vital_statistics/2018/table30.htm)
- **Table 53: City and Village Profiles - Selected Statistics for Cities and Villages over 10,000 Population, New York State 2018:** [https://www.health.ny.gov/statistics/vital\\_statistics/2018/table53.htm](https://www.health.ny.gov/statistics/vital_statistics/2018/table53.htm)
- **Table 55: Live Births by Minor Civil Division, 2007–2017:** [https://www.health.ny.gov/statistics/vital\\_statistics/2017/table55.htm](https://www.health.ny.gov/statistics/vital_statistics/2017/table55.htm)
- **Success for Geneva's Children 2014 Data Report:** [https://www.hws.edu/academics/service/pdf/data\\_report2014.pdf](https://www.hws.edu/academics/service/pdf/data_report2014.pdf)
- **Success for Geneva's Children 2016 Data Report:** [https://www.hws.edu/academics/service/pdf/data\\_report2016.pdf](https://www.hws.edu/academics/service/pdf/data_report2016.pdf)
- **Success for Geneva's Children 2019 Data Report:** <https://math.hws.edu/~mitchell/SuccessForGenevasChildren2019.pdf>
- **Success for Geneva's Children Data Books:** [https://docs.google.com/spreadsheets/d/1NVCmIRnCCQ43xrwbZQaKn\\_n2EmKxTdyFobZSEH1eNyd0/edit#gid=1349520264](https://docs.google.com/spreadsheets/d/1NVCmIRnCCQ43xrwbZQaKn_n2EmKxTdyFobZSEH1eNyd0/edit#gid=1349520264)
- **NYSED: Geneva High School Graduation Rate Data 4 Year Outcome as of August 2020:** <https://data.nysed.gov/gradrate.php?instid=800000040589&year=2020&cohortgroup=0>
- **Success for Geneva's Children Data Books:** [https://docs.google.com/spreadsheets/d/1NVCmIRnCCQ43xrwbZQaKn\\_n2EmKxTdyFobZSEH1eNyd0/edit#gid=1966588765](https://docs.google.com/spreadsheets/d/1NVCmIRnCCQ43xrwbZQaKn_n2EmKxTdyFobZSEH1eNyd0/edit#gid=1966588765)
- **NYSED Information and Reporting Services: Public School Enrollment:** <http://www.p12.nysed.gov/irs/statistics/enroll-n-staff/home.html>
- **NYSED: Satewide school District Budget Voting Results:** <http://www.p12.nysed.gov/mgtserv/votingresults/>

## Many Thanks

We would like to thank the following groups and institutions for their assistance in providing information for this report. Without their help this document would not have been possible.

- The Geneva City School District, in particular,
  - The Office of Central Registration
  - The Office of Health Services
  - The Office of Innovative Programming
  - The Office of Student Services
  - The Board Clerk for the Geneva City School District
- The Geneva City Police Department
- The Ontario County Department of Social Services
- The Ontario County Department of Health and Human Services
- The Ontario County Board of Elections
- Hobart and William Smith Colleges
  - The Center for Community Engagement and Service-Learning
  - The Office of Communications
- Child & Family Resources, Inc.
- Safe Harbors of The Finger Lakes
- Jim Dooley Center for Early Learning
- Office of the Geneva City Manager

